



THE WOOD SPINNER

MAY 2021

Next General Meeting/Demonstrations

News About the Skill Center

Nominations for President and Vice President

Hollow Forms and Sculptures

Cheese Shop!



President's Corner

Just because we do not say it does mean we do not feel it. I was looking over old President's Corner submissions and found a trend I do not like very much in the 2020 President's Corner articles. I have neglected to mention how much I appreciate and acknowledge the efforts and special skills of folks we have had come forward and want to thank them for all of their hard work. Unless you are at the regular meetings you may not know how much Larry Parker has contributed first to the membership and then to the treasury of CVW by managing and stocking the Cheese Shop items with the many, many items contributed by several of our members. How much we appreciate Norm and his technical abilities and his newsletter and web skills, not to mention Zoom meeting hosting. Jim Oates for his continuous mentoring at the Skills Center, providing one-on-one mentoring during the COVID pandemic. Mike Sorge for his continuous supply of great demonstrators remotely. And, I might add, his supply of rough bowls for teaching and Cheese Shop items. John Watkins for his accuracy and articulation of the club's activities through the minutes of our meetings. And how could we not mention Jerry

Jorgensen? Keeper of the beans and bills – for providing the endless toil of the in-and-out cash flow.

Talent abounds and words do not capture the appreciation we all should have for the talent so freely given. And probably the most under-recognized group is the membership-at-large for the strong support you have shown me this past year. As always, there are people not mentioned that should be: you are all so humble when recognized for your gifts. I am truly honored to be part of this group.

Safety First! How many times do we hear and say this in our lives today? We are in a tort-happy society and we must protect ourselves at all cost, right? We had an opportunity to buy a used Power Matic Lathe 4624b. It is a monster weighing in at around 900 lbs. The Equipment Committee saw this as a fantastic addition to the Skills Center with its huge working diameter. However, someone reminded us to think about the amount of weight we have been putting on the floors of the Skills Center education room. So, safety first. We have started down the path to have an inspector come and look at the floor and support so we can rest assured we are not

headed towards disaster with a major structural failure.

On another subject (but still in the safety lane) the membership has approved the purchase of eight new Oneway chucks to have a consistent and SAFE turning experience in the skills center. Why do you ask? Well with COVID finally slowing down and vaccinations going up, we are slowly getting back to the Skills Center and doing what it was meant to do. Teach and do it safely. With new spring here and life starting to emerge, now is the time to get back in and hone those skills.

We have completed our calls to the membership. If you did not receive a call (or did not answer) then an email with most of the questions was sent out to you as a final attempt to get your feedback. If you want to have your voice heard and want your opinions added, please let me or one of the officers know and we can get the shortlist of questions out to you. We want to publish the results in the June newsletter.

Bill Hemminger

President

Email: president@centralvawoodturners.org

Call or Text 540-649-6990

Did I say newsletter? Well, if you did not see the latest one you missed a winner. Our new newsletter editor, Jason Diggs, did an amazing job. He can only do that job with your help, so send him your pictures, events, or shows you have been in or anything you participated in as a woodturner. Jason would appreciate your offerings of pictures articles and ideas.

This is your club. Be part of the success.



President's Challenge

Beads of Courage, Inc. is a non-profit organization that is dedicated to improving the quality of life for children and teens coping with serious illness, their families, and the clinicians who care for them through our Arts-in-Medicine Programs. We believe in creating a context for caring transactions to transpire through our community and encouragement programs.

The club is continuing to collect contributions to the Beads of Courage. Please drop off your turning at the next Skill Center session. You can find guidelines on this Beads of Courage website. The club also has some BOC logo beads at the Skill Center for contributors to insert into their bowl or lid.



WALNUT HOLLOW FORM

BY NORM DALLURA

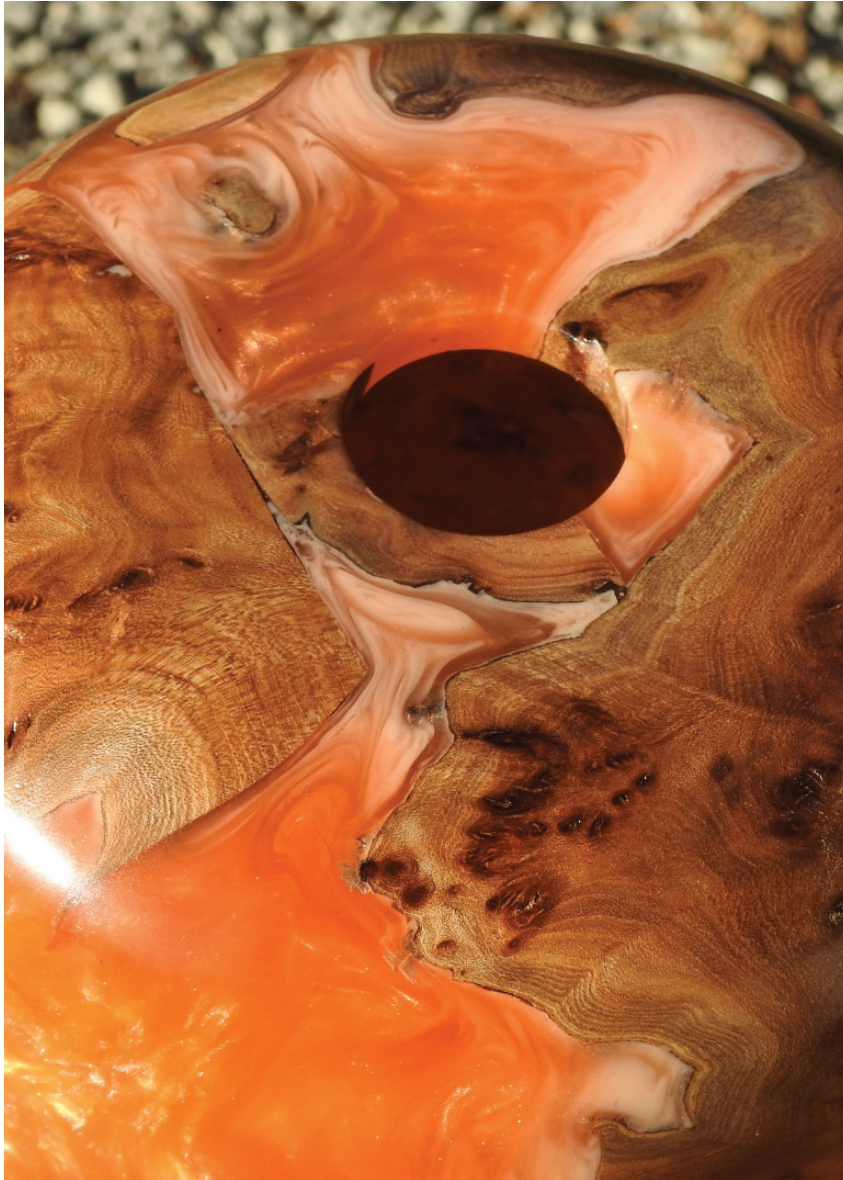


Standing at 12 inches high and 8 inches wide, Norm delivers a beautiful hollow form with a turned finial top.

These wooden vessels are defined by their small openings at the top, from which they are hollowed out. The interior walls follow the outside contour along and down the sides to the bottom of the inside of the vessel.

ELM BURL ON RESIN EPOXY

BY BOB BROWN



Bob Brown is at it again with a resin pour that seems to scintillate. This eye-catching hollow form is 7 inches high and 9.5 inches wide.

Bob said that when he finds burls that have deep voids, he will hot glue small pieces of burl inside to help reduce the volume of resin required. His resin of choice is Alumilite resin because he finds it easier to turn. Bob said that the wood has to be completely dry and to use a pressure pot to remove air bubbles.





JEWELRY

PENDANTS

BY ALEX PETTIGREW



Alex made some jewelry pendants using local woods and Total Boat 2:1 Slow Resin. The smoke/cloud effect is created by adding a minuscule wisp of Alumilite dye to the mixed, degassed resin. Casting was done in pressure pot at 60 PSI. The pendants were sanded to 800 grit and then buffed using Beale Buffing system.

CHERRY SPIRIT BIRD WITH CAPTURED VORTEX MARBLE

BY MIKE SORGE

The drama! A piece of symmetry that seems to
be at once dynamic and static!





A top-view of the vortex marble.

Hey Members!

Did you know that two members of the Executive Committee will be rotating off this year and will need to be replaced?

The two nominating committees will present a slate of nominees to the members at the regular October meeting. Additional nominations will be requested and accepted from the members at the November meeting, immediately followed by a vote on the slate of officers.

Make your voices heard by recommending one or more nominees to the nominating committee.

President

Bill Hemminger is the current President whose term will run out in December. Bill will not be running for the next term.

The nominating committee consists of the following CVW staff members:

Newsletter Editor: **Jason Diggs**

Web Master: **Norm Dallura**

Librarian: **Jeff Corwin**

Audio/Visual Coordinator: **Chris Cullata**

Club Store Manager: **Buck Culver**

Denny Martin Woodturning Skills Center Coordinator: **Jim Oates**

Ruritan Liaison: **Dan Stogsdale**

Vice President: Program coordinator

Mike Sorge is the current Vice President: Program Coordinator whose term will run out in December. Mike will continue to work as a member of this committee but is stepping down from the Vice President: Program Coordinator role.

The CVW Programing Committee will act as the nominating committee and consists of: **Mike Sorge, Fred Williamson, Alex Pettigrew, Kirk McCauley, Jim Oates, Don Voas, Norm Dallura, and Bill Hemminger.**

Food Czar

Need a volunteer! Ask about the role and responsibility!



SKILL CENTER ANNOUNCEMENTS




Skills Center Safety!

The Skills Center floors were inspected and found to be in safe working condition. Jim Oates was able to examine the reinforcements under the floor with a high powered flashlight and confirmed that the floor is supported by 2x12 beams on approximately 18 inch centers. About seven to eight feet from the outer wall there is a 2x10 beam supporting the others, with additional supports under those. The boards are full dimension, saved beams and the conditions under the floor appear to be dry and with no visible signs of deterioration to the beams.

Skills Center Updates!

Fred Williamson has made a wheel set for the Hal Green lathe. The lathe is now mobile in the Skills Center.



THE CHEESE SHOP

The donations that you make to be sold at the The Cheese Shop in Stuarts Draft has generated a nice income for the club.

We are in need of more donations as sales have been good. I know with spring here and Covid restrictions being lifted, you may want to get out more than you have been able to do in a year. Many of you probably have turned more in the last year than ever before. Please keep the club in mind and possibly turn some more donations for The Cheese Shop. Donations do not have to be bowls; any items can be sold there. We have been asked not to have smaller items that can easily slipped into a pocket. Platters, vases, etc. make great items for sale. Also, please consider Christmastime donations. These sell well and bring variety to our shelves.

I encourage you visit The Cheese Shop. The manager, Todd Anderson, is a great guy and is a Honorary Member of the Club. I go to the shop once a month to take inventory, hopefully get a check, and straighten out the shelves. If you visit and things are in a little disarray, feel free to straighten things up a bit. If there empty easels on the shelves, you can put them in the tote I keep there for storage.

Thank you for your donations and support of Central Virginia Woodturners!

Larry Parker
VP Membership Services



CBN WHEEL MAINTENANCE

AS LONG AS THEY USE OUR
SLICK STICK PRODUCT ON THE
WHEELS I DON'T CARE IF YOU
GRIND ALUMINUM



"The rule of thumb is: **If it sparks a lot when grinding it is softer steel and should be avoided,**" said Ken Rizza of Woodturners Wonders. "Even M2 steel like Sorby will load up a higher grit wheel in about 6 months. No carbide or tool steels in general. The harder the better: M-42 (like Carter and Son) and Powdered Metal (like Thompson) are great."

Ken Rizza had a lot to say about how to care for and maintain your new CBN wheels. He recommends his proprietary **Wonder Slick-Stick**

that helps to lubricate the wheel and prevent friction, wear, and heat. It even helps to prevent the wheels from clogging with soft metals like copper and aluminum.

The club recently received a generous discount on CBN wheels.

For more information, please consult the following link:

<https://woodturnerswonders.com/>

HAPPY BIRTHDAY ELBERT DALE!



Elbert Dale just celebrated his 90th birthday last week with his family. Happy Birthday, Elbert!

MEMBERSHIP NEWS

Hey Members!

We have 111 active members and 20 inactive members. If you have not paid your dues, you probably have received a notification from Jerry already. (We have four unpaid members.)

Please be sure to pay your annual dues. They help to pay for visits from demonstrators and the maintenance of equipment and tools.

Welcome New Members!

Lester Bright

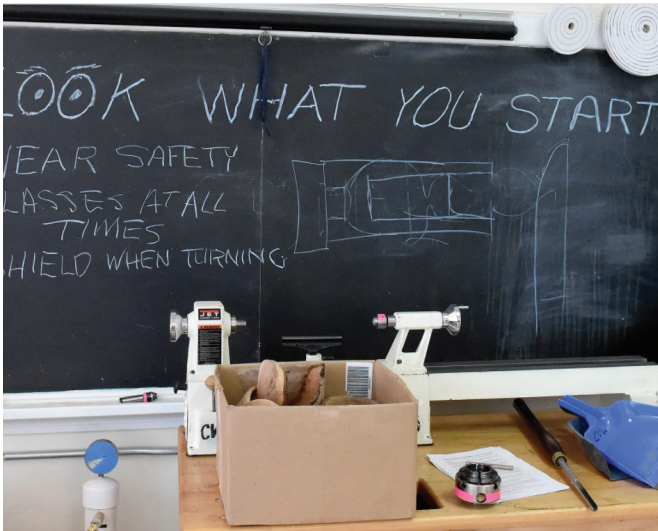
Shiela Jennings

John Hulburt

David Herring



JUNE ANNOUNCEMENTS



June 12
Skill Center Open by Appointment
Club Store Open 9-12

Typically, on the 2nd Saturday morning of each month from 9 AM - Noon, the Denny Martin Skills Center room will be open for you to work on your woodturning skills. All levels of experience are welcome to never-turned-before to need-help-on-a-project under the watchful eye of experienced mentors. New turners will first have a safety orientation and then will have hands-on turning using the Skill Center lathes with a mentor close by.



June 15
Chuck It Up!

You can attend the demo either by Zoom in the comfort of your home or in-person at the Crimora Skills Center. We will have the TV monitors in the large room up and running. If you wish to view the demo at the Skills Center and socialize with others there will be plenty of seating with social distancing. Masks are required.

