



JULY / AUGUST 2018 NEWSLETTER - JUDY STOCK



SHE WILL BE
REMEMBERED



In This Issue

<i>President's Corner July</i>2	<i>Aug Meeting and "Show and Tell"</i>10
<i>President's Corner August</i>3 & 4	<i>Know Your Viscosity at a Glance</i>11
<i>July Meeting Minutes</i>5	<i>How to build a simple jig to cut pen—</i> <i>blanks to length</i>12
<i>August Meeting Pictures</i>9	<i>AAW Safety Quiz</i>13
<i>August Meeting Minutes</i>6	<i>Wood Turning Symposium Details</i>14
<i>July Skills Center</i>7	<i>Calendar of Events</i>15
<i>July Meeting and "Show and Tell"</i> ...8	
<i>Aug. Skills Center</i>9	



The Wood Spinner
Central Virginia Woodturners <http://www.centralvawoodturners.org>

President's Corner

CVW Meeting

President's Corner July 2018 - Bob Welch

Thanks to members and guests who pitch in with club functions and meetings. This makes our club great and is really appreciated!

Judy Stock, who resigned as club Librarian due to illness told me she entered hospice. Judy made exotic wood needles as thin as 4-1/2 millimeters (0.177 inches) with no steady rest. I told her of our challenge to make as thin as we can Knitting Needles about a foot long in her honor for the July meeting. She liked this and will try to come to it if she can. We will consider two categories: those made with and without a steady rest.

We need members to replace Judy as Librarian and to help with our Audio/Visual. Please volunteer. Also, I need videographers for November's Virginia Symposium. For doing two sessions, your entry cost will be refunded. Let me know if you are interested.

Charlie Wortman made a great presentation at our June meeting on several techniques and provided information to be sent to our members. Mike Sorge and his team are doing great lining up programs and demonstrators through 2019. We are close to our goal of breaking even for demonstrators, whose cost we share with other clubs when possible.

CVW is in sound financial condition per Jerry Jorgensen. He is developing an advance budget so we can get an idea of what our finances might be in 2019. I hope to soon call a committee meeting to outline future equipment and facility thoughts. Due to issues with BB&T, we switched to Union Bank. Persons who can sign checks are Jerry Jorgensen, Jim Oates and myself. For members who have not done so, please get your dues to Jerry.

Our June meeting had two new air conditioners. The Ruritans from whom we rent provided two ac units. We framed the upper section of the windows for them. This effort was led by Tom Evans helped by Norm Dallura, Brian Rogers, Jim Oates and me. This makes meetings cooler during hot summer months. Ruritans also added to our electric system, so we will not blow circuit breakers running multiple equipment in the skills training room. Please attend some of the Crimora Players' plays to thank them for the air conditioning.

Our Skills Center continues to be very successful, led by Jim Oates. Many new members join after attending this training. Our mentors recently had orientation training, so we are consistent presenting safety and techniques. Attendance at the Skills Center is free. Our insurance covers listed free training there, at mentors' or other locations if they notify Jim so it is a club sanctioned event. If mentors charge at other locations, they are not covered by our insurance, so please make sure persons being mentored for charge know this.

Bob

rvjwelch77@gmail.com/540-248-6801



The Wood Spinner is published monthly by the Central Virginia Woodturners.

www.centralvawoodturners.org; Bob Welch: President rvjwelch77@gmail.com

Bill Hemminger: Editor bhemminger@bankdesign.net, Telephone (540) 649-6990




The Wood Spinner
Central Virginia Woodturners <http://www.centralvawoodturners.org>

President's Corner

CVW Meeting

President's Corner August 2018 – Bob Welch

I appreciate members who help setup and clean up after meetings, but we could use more help with setup of chairs, etc., beginning around 5:30 pm. Thanks also to mentors who come to our skills training and to all team members who work behind the scenes to make our club a success.



This month's meeting featured an excellent presentation by Alex Pettigrew showing us how he makes Pepper Mills. He brought a cut-a-way he made showing how the ceramic grinder fits in an assembled pepper mill. He showed us his method of locating a piece with the tailstock center while somewhat loose in the chuck and shaving the part outside diameter with a skew; and feeling for vibration at the tail stock to insure concentricity to the hole. He showed us two types of forstner bit extenders he uses to cut deep holes and use of a home-made sanding rod or fine round file to smooth the inside of the bore, especially where customers will feel with their fingers so customers will feel and see quality. This sander is a dowel with a slot into which a piece of sand paper is inserted, then put in the hole and spun with a drill. He mentioned using 5 minute epoxy to hold the grinder in place and some initial customer feedback that led him to standardize on this. The pepper mill kits are fairly inexpensive and sell for a good profit. Alex makes several at a time to minimize setup for each part.

Mike Sorge filled in for Fred Williamson, who was on vacation, for our Show and Tell. As always members bring fabulous creations. It is always great when newer members bring in the first bowl and other items they made, often generating a round of applause from attendees. Mike also introduced Alex for his demonstration, giving Mike experience he obviously does not need for his role as replacement VP Programs next term. Mike has suggested having four paid demonstrators next year with two on Tuesday regular meetings and two on Saturdays. He also recommends we have a day-long class with payment by attendees and a featured instructor. These will be with the objective of breaking even or close to that. I endorse this approach and am sending his proposal to current and expected officers.

Per our by-laws we need candidates for our management team for the next two year term by October for a vote in November. Positions include the following with names of candidates volunteering so far to remain or to replace members who we know will not continue in the next two year term. 'Open' indicates we need a replacement. "?" indicates not fully firmed up. I contacted persons as shown below. We will send an email inviting members volunteer to fill openings and welcome volunteer candidates at any time. Position descriptions are available for each function.


The Wood Spinner is published monthly by the Central Virginia Woodturners.

www.centralvawoodturners.org; Bob Welch: President rvjwelch77@gmail.com

Bill Hemminger: Editor bhemminger@bankdesign.net, Telephone (540) 649-6990



President's Corner



CVW Meeting

President's Corner August 2018 – Bob Welch, *continued*

The executive group must be AAW members:

President	? Bob Welch
VP Programs	Mike Sorge (currently Fred Williamson)
VP Membership	Phil Evans (currently Don Voas)
Secretary	Jay Lindhjem (currently Ron Capps)
Treasurer	Jerry Jorgensen (currently Richard Landreth)

Also the following management team members:

Newsletter Editor	Bill Hemminger
Web Master	Tim Quillen
Librarian	Open (currently Mars Champaign)
Audio/Visual Coordinator	Open (currently John O'Neil)
Club Store Manager	Kirk McCauley
Food Services Coordinator	Buck Culver assisted by Paul Tolar
Denny Martin Woodturning Skills Center Coordinator	Jim Oates
Ruritan Liaison	Dan Stogdale (currently Tom Evans)
Virginia Symposium Representative	? Bob Welch

Don Voas introduced a new club member and two guests. He announced a contest using a lathe somewhere in the process of making something from a standard pine construction grade 2x4. We will judge two categories: up to and including two years; more than two years in October. We will have cash prizes for 1st, 2nd and 3rd places in each category.

Members enjoyed cool water and soft drinks in our newly donated 'Monster' cooler during the meeting. Thanks again Buck Culver.

Mars Champaign donated many issues of Woodturning Design and some wood turning books to our library. Treasurer Richard Landreth reported club financial status is in good shape.

Dennis Hippen filled in for Jim Oates saying last Saturday was well attended at our skills center. Skills training included multi-axis spindle work, toothpick holder, a magic wand, bowls, a thin platter, tool grinding and other items.

Next month's meeting will be held at our regular third Tuesday time. Our planned, paid demonstrator, Jerry Whitehurst, who features wall hung ornamental platters and other items will not be able to attend due to an illness. Our demonstration (s) will be on use of coring tools to make multiple bowl blanks.

The Ruritans, who manage the Crimora Center, reported finding lights left on, so if anyone is visiting other than at skills day and our regular meetings, please make sure the lights are off and the doors are locked.

The Wood Spinner is published monthly by the Central Virginia Woodturners.

www.centralvawoodturners.org; Bob Welch: President rvjwelch77@gmail.com

Bill Hemminger: Editor bhemminger@bankdesign.net, Telephone (540) 649-6990



July 17, 2018, Meeting Minutes
Crimora Community Center
Central Virginia Woodturners Club

- Meeting called to order by President Bob Welch at 6:30pm.
- Skills Center report provided by Jim Oates.
- Safety Minute topic of safe lathe speed provided by Jim Oates.
- Treasure's report provided by Treasurer Jerry Jorgensen updated both General and Equipment funds.
- Membership report by Phil Evans:
 1. No new members to report tonight.
 2. Visitors are: Tom Pietro, Charles David Wiseman, Veryl Welch, John Hulburt, John Oakes.
 3. Phil presented a check from the Cheese Shop for \$385.70.
- Show and Tell:
 1. Our demonstrator, David Robinson showed 3 pieces.
 2. Glen Stanley showed knitting needles.
 3. Bruce Stillwell showed 3 pieces.
 4. Bob Welch showed multiple knitting needles.
 5. Jim Oates showed 2 pieces, one from Dave Potter.
 6. John Hinton showed 5 pieces, one of them was a Beads of Courage bowl made for children being treated for a specific type of cancer and encouraged others to participate making them. More information will be distributed via email to all members.
 7. Don Voas showed 6 pieces.
 8. Fred Williamson showed 1 piece.
 9. Mike Sorge showed 1 piece with multiple parts the sum of which looked scary and from an alien planet.
 10. Kirk McCauley showed 5 pieces.
 11. Phil Evans showed 4 pieces including another of his dyed epoxy master pieces.
Participation gift certificates were won by Phil Evans and Bruce Stillwell.
- The Presidents Challenge to make knitting needles in honor of Judy Stock the club's recognized master of knitting needles: With steady rest- Glen Stanley, Without steady rest- John Hinton
Longest needle Jim Oates (disregarding John Hinton's 40" +/- needle with a 4" finial).
Smallest diameter needle- John Hinton (stored inside 40" giant) was a needle to diameter of pencil lead.
Winners received gift certificates.
- Demonstrator, Dave Robinson was introduced by Mike Sorge who demonstrated Octopod Square bowls and Natural Edge, deep bore pieces.
- The meeting/demo was concluded shortly after 9:00pm.

Respectfully submitted Tom Evans, Acting Secretary for the evening.



August 21, 2018, Meeting Minutes
 Crimora Community Center
 Central Virginia Woodturners Club

The August meeting, attended by 56, was called to order at 6:30 PM by Mike Sorge, filling in for president Bob Welch. He thanked all who help with set up and clean up at the meeting.

The following items were discussed as noted in Bob Welch's meeting agenda:

- Persons needed to run video at November Symposium. Refund one day per session up to two days. Send email to Bob Welch.
- Equipment: Only a few inputs so far. Please get suggestions to Bob Welch or Mike Sorge
- Please pay dues if you have not yet done so.
- Idea re Purple Hearts. Show of Hands. Details later.
- Beads of Courage (John Hinton update)
- Cheese Shop. Need members to submit finished pieces for sale. 70% goes to CVW treasury.
- Tom Evans gave a preview of the upcoming symposium in November.
- Phil Evans introduced 2 visitors, Robert Hamm and Dwight Troyer.
- During the safety minute, Jim Oates discussed the Shop Safety Quiz from AAW. The Quiz will be circulated to the club by email. Jim also noted he still has work to do on the skill center dust collection system.
- Mike Sorge conducted show and tell. Participants were:

Fred Williamson	Kirk McCauley	Dennis Hippen	John Hinton	Darrel Switzer*	Jim Oates
Jeff Long*	Mike Sorge	Don Voas	Bruce Stillwell	Gerry Early	Phil Evans

** Gift certificate winners*

- Following the break, Mike Sorge introduced Fred Williamson for the program demonstration. Fred discussed the boring bars he uses, how he makes some of his tools, and the pros and cons of various handle designs.
- After brief review of cuts to refine the external vessel shape, Fred described and demonstrated the steps he follows to hollow a vessel.
- Start hollowing with a gouge as there is a risk of a bad catch with a boring bar.
- Drill partially with a spade bit followed by an auger bit that is marked for finished depth. Turn off the lathe to remove shavings.
- Demonstrating the tool stand, he noted that the cutting tip must be dead center and the cut generally moves toward the vessel center.
- Complete the vessel top before deep hollowing.
- Use of calipers to measure thickness and a custom made gauge to check internal depth.
- Trim the bottom, separating the vessel from the screwed on faceplate.
- Concluding, from a design standpoint, Fred noted that the vessel bottom diameter should be no larger than the top.

The meeting was adjourned at 9PM.



The Wood Spinner

Central Virginia Woodturners <http://www.centralvawoodturners.org>

July Skills Center





The Wood Spinner
Central Virginia Woodturners <http://www.centralvawoodturners.org>

July Meeting and Show and Tell






The Wood Spinner

Central Virginia Woodturners <http://www.centralvawoodturners.org>

August Skills Center



"I believe that if the lathe did not have therapeutic value, ninety-five percent of all woodturners would not be woodturners. We have all experienced that sense of contentment and relaxation while turning (at least when Murphy is not around). We have all felt that sense of accomplishment when a piece is complete. The goal of therapy, after all, is to make you feel better, as does woodturning."



Chuck Meyer, from: "The Lathe as a Therapeutic Tool: Centering Attention, Peeling Away Anxieties," from the December 1995 issue of *American Woodturner*.



The Wood Spinner

Central Virginia Woodturners <http://www.centralvawoodturners.org>

August Meeting and Show and Tell





Know Your Viscosity at a Glance

With numerous bottles of cyanoacrylate in the shop and aging eyes, it's easy to grab the wrong bottle for the job at hand. There are several viscosities of cyanoacrylate; thin, medium, thick and gel. Anything but thin works for adhering tubes to blanks, but for applying a finish to turned blanks, use just thin or medium. Since the print on these bottles can be very fine, mark the designation letters on the bottle with a thick black marker. T for thin, M for medium, TH for thick, G for gel, and F for flexible. It makes grabbing the wrong bottle almost impossible.



How do trees get on the Internet? ***They log in.***

Why was the cat afraid of the tree? ***Because of its bark.***

How to build a simple jig to cut pen blanks to length

For a quick and easy method for cutting pen blanks to length, build this simple jig. Make the base from either $\frac{1}{2}$ " or $\frac{3}{4}$ " plywood. This one measures 6x12". Add a support, 3x12", for attaching the hold-down clamp. Glue a miter-gauge guide to the bottom of the base for keeping the jig square to the blade. As a safety indicator, consider painting a red "caution area" where the blade enters the support. Finally, add a stop, held in place with the hold-down clamp for consistent lengths each and every cut.



"I believe that if the lathe did not have therapeutic value, ninety-five percent of all woodturners would not be woodturners. We have all experienced that sense of contentment and relaxation while turning (at least when Murphy is not around). We have all felt that sense of accomplishment when a piece is complete. The goal of therapy, after all, is to make you feel better, as does woodturning."

Chuck Meyer, from: "The Lathe as a Therapeutic Tool: Centering Attention, Peeling Away Anxieties," from the December 1995 issue of *American Woodturner*.



The Wood Spinner
Central Virginia Woodturners <http://www.centralvawoodturners.org>

AAW SAFETY QUIZ

The challenge to you is to make a copy of the quiz, take it to your workshop, and complete each question. Take corrective action on those items you realize need to be improved. Bad habits can be changed, but only if we stop to consider the things we do that may be unsafe, and strengthen the safety practices we've learned.

- The nearest phone to use in an emergency is _____.
 - Nearest hospital approved by my insurance carrier is _____.
 - Nearest prompt-care facility approved by my insurance carrier is _____.
 - Ambulance service closest to my home is _____. They are _____ minutes away.
 - I summon an ambulance by calling _____.
 - If I need help in the shop from my spouse or neighbor, I call _____.
 - My shop fire extinguisher is located _____.
 - The charge of my fire extinguisher was last checked on _____.
 - I regard my dust collection system as _ inadequate _ adequate _ good _ superb.
 - I consistently wear hearing protection in my shop _ yes _ no.
 - The electrical service/supply in my shop is _ inadequate _ adequate.
 - My plan if I develop an allergic reaction to a wood species is _____.
 - I have a face shield _ yes _ no.
 - I wear a face shield or safety glasses/goggles when I turn _ never _ sometimes _ always.
 - I wear a dust mask or dust helmet when I turn _ yes _ no.
 - I consistently use properly sized tools for each project. Large tools for larger pieces, small tools for small projects _ never _ sometimes _ always.
 - I have reviewed the near-accidents I have experienced on each machine that I own _ yes _ no.
 - I know and stay out of the "line of fire" for my lathe _ yes _ no.
 - I sit outside the line of fire when watching a demonstration _ yes _ no.
 - I have a safety stop for my lathe that is out of the line of fire _ yes _ no.
 - I use the tailstock when roughing out _ never _ sometimes _ always.
 - I use the tailstock when turning out-of- round pieces _ never _ sometimes _ always.
 - The tool in my shop that I most need to improve/change/review my work habits from a safety standpoint is _____.
 - I use a safety shield to protect spectators when doing a demonstration _ yes _ no.
 - I clean and organize my shop regularly _ yes _ no.
 - The woodturning tool that I am most afraid of is _____.
 - I need to change my use of _____ to improve safe work habits.
 - My body clock makes _____ the most dangerous time of the day to work with power tools.
 - The one thing that I should do to improve the safety of my shop is _____.
-



[Announcing the 2018 Virginia Woodturning Symposium!](#)

Nov. 3rd and 4th, 2018 - Fishersville, VA

The 2018 Virginia Woodturning Symposium will feature:

Cindy Drozda	Rudy Lopez	Donna Banfield
Nick Cook	Barry Gross	Frank Penta
Graeme Priddle	Mark St. Ledger	Lyle Jamieson
Joe Fleming	Dick Hines	Mike Sorge
	Fred Williamson	

In our 31,000 sq. ft. venue, there will be a total of 41 rotations covering a wide range of turning techniques for turners of all levels. If you pre-register before October 26, 2018, the price is only \$80 for the weekend!

If you want to turn instead of watching, visit the Skills and Future Turners area where experienced turners (and our demonstrators) can help you work on your techniques.

Expanded Vendor areas will have a wide selection of tools and supplies for all your shop needs and desires. There will also be an Instant Gallery for you to view and/or display your turnings.

Mark your calendars to reserve the dates of November 3rd & 4th, 2018 to attend the Virginia Woodturners Symposium at EXPOland in Fishersville, Virginia. Check us out for details on the web at

<http://www.virginiawoodturners.com>



2018 Calendar of Events

By a show of hands, CVW members at the February 20 favored changing the official starting time of our monthly 3rd Tuesday meeting from 7:00 p.m. to **6:30 p.m.**

September 8 - 9AM -Noon - Woodturning Skills Center

September 18 — **6:30PM** — Dave Swiger - Carbide (Easy Wood) vs Standard Tools

October 13 — 9AM -Noon - Woodturning Skills Center

October 16 — **6:30PM** - To Be Determined

November 10 — 9AM -Noon - Woodturning Skills Center

November 3 & 4 - **Note: no meeting on the 20th** — VA Symposium Nov 3-4

December 8 - 9AM -Noon - Woodturning Skills Center

December 11 - "Note: date is second Tuesday and not third Tuesday." — Christmas Party w/ Auction and Show & Tell.

In case of inclement weather check the website for announcements of possible cancellation.