



# The Wood Spinner

Central Virginia Woodturners <http://www.centralvawoodturners.org>

## MARCH 2018 NEWSLETTER - FROM THE FEBRUARY 20, 2018 MEETING

By a show of hands, CVW members at the February 20 favored changing the official starting time of our monthly 3rd Tuesday meeting from 7:00 p.m. to **6:30 p.m.**



By a show of hands, CVW members at the February 20 favored changing the official starting time of our monthly 3rd Tuesday meeting from 7:00 p.m.



You can always count on Kirk to bring a new idea, process or project to the membership



Kirk is also the club's store manager and an accomplished turner and artisan


### In This Issue

<i>President's Corner</i> ... ..2	<i>February Meeting Minutes</i> ... ..6 & 7
<i>February Skills Day</i> ... ..3	<i>Virginia Woodturning Symposium</i> .....8
<i>February Meeting Photos</i> ... ..4	<i>AAW – Turning Tip</i> ... ..9
<i>Personel recognition and changes</i> ....5	<i>Safety Page</i> ... ..10
	<i>2018 Calendar of Events</i> .....11



The Wood Spinner  
Central Virginia Woodturners <http://www.centralvawoodturners.org>

## President's Corner



February 2017  
CVW Meeting

President's Corner February 2018 – Bob Welch

Thanks to members who help set up and put things away afterwards. Members and mentors continuing to pitch in makes our club a success.

Unfortunately I also had to miss our February meeting due to illness in the family. I appreciate Mike Sorge, our Programs VP and others for covering for me and conducting a great meeting, during which our new management team covered and received club approval on our planning session for 2018 including our proposed budget. We are planning new additions to our monthly programs and some upgrades to our skills center. Thank you team.

The meeting was the first conducted by our new officers and management team, several of whom are continuing in their roles. My compliments on a good job. I understand the 'show and tell', one of the continuing highlights of our meetings, was one of the largest ever. Please keep these great exhibits coming.

Also, please be sure to extend courtesy to our presenters during their demonstrations. If you need to have conversations or phone calls, be sure to take them in another room with the door closed or outside to not distract from the demonstration or make it hard for others to hear.

Thanks especially to Chris Culotta for taking on our Audio/Visual. Fred Williamson and John O'Neil are working with Chris to document our new setups. John was our A/V guru for the last dozen years and did a great job. I am sure he will enjoy being in the audience for a change, but also will be available if we need help. We also appreciate Jason Levinson, who usually helps with the camera work at our meetings. We would welcome some more volunteers to assist Chris with this.

A reminder for those who have not yet paid dues for this year to get them to our new Treasurer, Jerry Jorgensen.

Though I missed the meeting, I heard that as usual in his demonstrations, Kirk McCauley did an outstanding job showing how he uses threading jigs for turnings with screw on tops.

Our skills center, managed by Jim Oates, continues to be very well attended. Jim, Don Voas, Dennis Hippen, Tom Evans and I held a meeting to address how to handle this increasing demand for mentors for new turners. We have since received several volunteers to mentor both at the club and at outside shops. We will be having a mentor review to ensure that all are conversant with safety requirements, actions to be covered by our insurance, etc. Thanks to all volunteers and to Jim for continuing to spearhead this effort. By a show of hands, CVW members at the February 20 favored changing the official starting time of our monthly 3rd Tuesday meeting from 7:00 p.m. to **6:30 p.m.** (ending about 8:30 p.m. instead of 9:00 p.m.?). When does this take affect? March 20, 2018

Best regards, Bob –

[Rvjwelch77@gmail.com](mailto:Rvjwelch77@gmail.com)/540-248-6801

The Wood Spinner is published monthly by the Central Virginia Woodturners.

[www.centralvawoodturners.org](http://www.centralvawoodturners.org); Bob Welch: President [rvjwelch77@gmail.com](mailto:rvjwelch77@gmail.com)

Bill Hemminger: Editor [bhemminger@bankdesign.net](mailto:bhemminger@bankdesign.net), Telephone (540) 649-6990



# The Wood Spinner

Central Virginia Woodturners <http://www.centralvawoodturners.org>

By a show of hands, CVW members at the February 20 favored changing the official starting time of our monthly 3rd Tuesday meeting from 7:00 p.m. to **6:30 p.m.**

*"Don't try to figure it out... just turn it !!!"*

**Pictures from Skills Session February 10, 2018**





# The Wood Spinner

Central Virginia Woodturners <http://www.centralvawoodturners.org>



Show and Tell for our February 2018 Meeting



# The Wood Spinner


Central Virginia Woodturners <http://www.centralvawoodturners.org>

## Special "Thank you" to "This Guy"

Chris Culotta has stepped up to accept the challenge taking on the Audio / Visual responsibility for the club. Simply saying "thank you" to John Neal would be an insult. With the help of Jason Levinson John has made our club's meetings both enjoyable and informative.



Chris Culotta




John Neal

Remember  
2018 Dues

\$30.00 Single  
\$40.00 Family

More Changes – Our "New  
Treasure" Jerry Jorgensen

See "This Guy"  
to pay your 2018 CVW Dues



Richard Landreth

Much appreciation to Richard for his dedication and valued service as our treasure for the last several years.



February 20, 2018 Meeting Minutes  
Crimora Community Center  
Central Virginia Woodturners Club

The February meeting, attended by 57, was called to order at 7 PM by Vice President Mike Sorge. He was filling in for President Bob Welch who was unable to attend. He thanked all of the volunteers who serve as officers and help to set up and take down equipment for our meetings.

Chris Culotta has taken over our audio-visual operation. He needs some volunteers to assist him. Many thanks go to John O'Neil for his many years of service to the club. A large round of applause was given John.

It was suggested at the recent officer's planning meeting that an earlier start time for our monthly meeting be considered. After some discussion a vote was taken and the membership voted to start at 6:30 PM.

A volunteer is needed to take over the management of our relationship with the Cheese Shop.

Mike presented several proposals for programs this year. A detailed list is on the website. In April instead of the regular meeting on the third Tuesday we will have a Saturday demonstration. Cost will be \$15 to attend. In March, May and September we will have paid demonstrators. To cover their cost each attendee will be asked to pay \$5. A vote was taken and the motion passed for these special demonstrations.

Mike also suggested two other programming ideas. One was to have a raffle of turnings at the annual Christmas party and the other was to have a quarterly President's Challenge. Both of these ideas were passed by a show of hands.

Phil Evans introduced two new members: Michael Goings and Bryce Connelly.

Jim Oates reviewed the weather cancellation policy for Saturday Skills Sessions and meetings. They are posted on the web site. He will be reviewing and updating the list of mentors for the club

Judy Stock, our Librarian, reviewed the check out and return policy for materials. Members may check out items by signing the check out sheets. Items may be borrowed for 30 days and then must be returned.



February 20, 2018 Meeting Minutes  
Crimora Community Center  
Central Virginia Woodturners Club, continued

Buck Culver, our Food Czar, will be doing a survey for ideas and suggestions for our annual Christmas Party.

Richard Landreth recommended everyone that the biannual Virginia Symposium will be November 3 and 4 at Expo in Fishersville this year. If you are interested in being a demonstrator, contact him soon.

Jerry Jorgensen, Treasurer, presented a budget for 2018 projecting both income and expenses for 2018. This was accepted by unanimous vote.

Mike Sorge conducted Show & Tell. Participants were:

Kirk McCauley	John Hinton	Starke Smith
Alex Pettigrew	Mike Sorge	Tom Reeves
Fred Williamson	Donnie Maupin	Roger Chandler
Phil Evans	Katie Lasher	Roger Authers
Jim Adamek	Don Voas	Elbert Dale
Bill Miller	Joel Spring	John Schmidt
Marc Steck		

After a short break Kirk McCauley demonstrated the turning of boxes with screw on tops.

The meeting concluded at 9 PM.



## [Announcing the 2018 Virginia Woodturning Symposium!](#)

**Nov. 3<sup>rd</sup> and 4<sup>th</sup>, 2018 - Fishersville, VA**

The 2018 Virginia Woodturning Symposium will feature:

Cindy Drozda	Rudy Lopez	Donna Banfield
Nick Cook	Barry Gross	Frank Penta
Graeme Priddle	Mark St. Ledger	Lyle Jamieson
Joe Fleming	Dick Hines	Mike Sorge
	Fred Williamson	

In our 31,000 sq. ft. venue, there will be a total of 41 rotations covering a wide range of turning techniques for turners of all levels. If you pre-register before October 26, 2018, the price is only \$80 for the weekend!

If you want to turn instead of watching, visit the Skills and Future Turners area where experienced turners (and our demonstrators) can help you work on your techniques.

Expanded Vendor areas will have a wide selection of tools and supplies for all your shop needs and desires. There will also be an Instant Gallery for you to view and/or display your turnings.

Mark your calendars to reserve the dates of November 3<sup>rd</sup> & 4<sup>th</sup>, 2018 to attend the Virginia Woodturners Symposium at EXPOland in Fishersville, Virginia. Check us out for details on the web at

<http://www.virginiawoodturners.com>





## AAW Woodturning Tip



### Golf Ball Depth Stop

Many woodturners begin hollowing a bowl by drilling a depth hole. However, this method requires that the drill bit to be marked in some manner to indicate the depth to drill. Marks can be added to drill bits with pen, pencil, chalk, or pieces of tape, none of which are easy to use with any degree of precision.

Because I have used drilled golf balls for tailstock support and numerous other applications, I wondered if a golf ball could serve as an adjustable sleeve to mark the depth point on a drill bit. Most of my bowls are drilled with a  $\frac{3}{4}$ " (19 mm) Morse taper bit, so I used the same bit to drill a  $\frac{3}{4}$ " (19 mm) hole through a golf ball. I can adjust the position of the ball on the drill bit to indicate the desired depth.

This system worked even better than I expected. The thick tough rubber on the golf ball keeps a snug fit. The position of the ball can be easily adjusted, yet it does not move as the depth hole is drilled. I have also used this system with a  $\frac{3}{8}$ " (10 mm) tapered drill bit.

Emmett Manley, Lakeland, TN



Clothespins epoxied to a board work great for holding strips of sandpaper. Write the grit number on each clothespin to keep the different grits separated and within easy reach.

Pierre Delétraz,  
France

To expand on the tip for holding sandpaper (above), one could cut the base board to fit the space between the body of the lathe. That holds the holder in place and keeps it where you want it. It would also free up both hands so one hand could open the clothespin and the other could retrieve the sandpaper.



The Wood Spinner  
Central Virginia Woodturners <http://www.centralvawoodturners.org>

Safety is not a  
product, it is a  
process



Know safety, no  
injury. No safe-  
ty, know injury.

Author unknown

I wanted to share this educational moment with the club. I always engage the protective shield associated with my Powermatic, but I sometimes work with wood contains checks (in this case Mesquite) because of the beauty of the wood. I will be much more careful in the future after having this chunk bounce off my shield.

Don Kersch

- Do not use a dead center on the tailstock. A dead center, which does not turn, creates friction and may burn the work, damaging the product and creating potential hazards.
- Provide plenty of lighting for your work. Poor lighting and shadows can increase fatigue.
- Never leave the lathe running unattended. Keep the lathe unplugged when not in use and before making adjustments.
- Clean up wood shavings and sawdust often. Sawdust can create a fire hazard and an explosive atmosphere.
- Store a standard, well equipped first-aid kit in the shop where it is easily accessible.
- Never wear loose clothing or jewelry.
- Keep long sleeves rolled up and long hair tied back.
- Wear a dust mask when performing sanding operations.
- Always wear safety goggles or a face shield.
- Wear sturdy shoes or boots with non-slip soles.
- Wear ear plugs or ear muffs for hearing protection.

**Bullet Points Reprinted from: The Top Wood Lathe Safety Tips Date Posted April 4, 2008 7:43 am Author George Davis**



## 2018 Calendar of Events

By a show of hands, CVW members at the February 20 favored changing the official starting time of our monthly 3rd Tuesday meeting from 7:00 p.m. to **6:30 p.m.**

**March 10**— 9AM -Noon - Woodturning Skills Center

**March 20**— **6:30PM** — Charlie Wortman - Turning Eggs, Spheres, Whistles & Coloring

**April 14** —9AM -Noon - Woodturning Skills Center

**April 21&22 - Sat. demo & Sun. class** —Robin Costelle - Hollow Forms & Finials - Class limited to 8 attendees, \$100 each. To reserve a place in the Rob Costelle class, please email Mike Sorge at [msorge5@gmail.com](mailto:msorge5@gmail.com) - ***Sorry, Sunday class is full***

**May 12** — 9AM -Noon - Woodturning Skills Center

**May 15** — **6:30PM** — Don Riggs - Turning Pendant Necklaces, etc.

**June 9** — 9AM -Noon - Woodturning Skills Center

**June 19** — **6:30PM** —Multi-Station?

**July 14** —9AM -Noon - Woodturning Skills Center

**July 17** —**6:30PM** — David Robinson - Octopod (double-sided square platters)

**August 11** —9AM -Noon - Woodturning Skills Center

**August 21** —**6:30PM** — Fred Williamson - Turning Deep Vase & Hollowing w/ Boring Bar

**September 8** - 9AM -Noon - Woodturning Skills Center

**September 18** — **6:30PM** — Dave Swiger - Carbide (Easy Wood) vs Standard Tools

**October 13** — 9AM -Noon - Woodturning Skills Center

**October 16** — **6:30PM** - To Be Determined

**November 10** — 9AM -Noon - Woodturning Skills Center

**November 3 & 4 - Note: no meeting on the 20th** — VA Symposium Nov 3-4 [Click Here](#)

**December 8** - 9AM -Noon - Woodturning Skills Center

**December 11** - "Note: date is second Tuesday and not third Tuesday." — Christmas Party w/ Auction and Show & Tell.

In case of inclement weather check the website for announcements of possible cancellation.