



MAY 2014



Box Elder bowl by Phil Evans

Photo by Fred Williamson ,

In This Issue

President's Corner	2	Calendar	13
Minutes.....	3	Richmond Competition	14
Show & Tell Photographs..	8	April 12 in Skills Center	18
Favorite tools	10	May 10 in Skills Center	20

.....

.....



President's Corner

The April meeting had a lot of activities for the almost 60 attendees. CVW group sang Happy Birthday to Seth Robinson with "gusto." His 10th birthday fell on our meeting date. Seth did get some loot to keep him busy turning. I doubt our group could enter any "Barber Shop" singing competitions, but we were enthusiastic.

Members ordered new tee shirts and hats, sold some unwanted tools and enjoyed a great selection of member turnings during show/tell. Our program had many interesting/useful/favorite member tools/shop made items along with many shared tips. I encourage more members/beginners to bring in your work for show/tell. We always learn from each other

Tom Wilfong and Don Voas on the Wood Store committee and Richard Landreth redesigned our wood store tables to be portable-- another great idea created by our members. Thanks, gents.

Five-six members have entered the Richmond Woodturners and Carvers competition at the Woodcraft Store this Saturday, the 26th of April. We will report how our CVW members made out.

Officers and management team members will be meeting before our next regular meeting. We will likely have action items for member voting.

Until then, have fun and turn safely. Thanks, Dennis Hippen



The newly mobile wood store



Some 4/15 attendees: photo by David Rhodes

The Wood Spinner is published monthly by the Central Virginia Woodturners.

www.centralvawoodturners.org; Dennis Hippen: President

Marsden (Mars) Champaign: Editor mchampaign@ntelos.net



April 15, 2014 Minutes

**Crimora Community Center
Central Virginia Woodturners Club (CVW)**

Officers:

President - Dennis Hippen
VP of Programs – Phil Evans
Second VP - Jim Guynn
Treasurer - Richard Landreth
Secretary Jim Kueck

Key Functional Support Offices

Sound-Video Coord John O'Neil
Newsletter Editor - Mars Champaign
Club Store Manager - Kirk McCauley
Librarian - Matt Shapiro
Food Services Coord Fred Williamson
Web Master - Tim Quillen
Skills Room Coordinator Jim Oates
Ruritan Liaison Tom Evans
VWI Symposium Rep Tom Wilfong

Attendance: 55, Members: 53, Guests: 2 - Daniel Strumlauf and Bob Lang

The General Meeting:

Dennis Hippen opened the meeting with his objective for the club: "Have more fun" and turned the meeting over to Jim Guynn who introduced the guests and reported on the 'President's Challenge' initiative including members who have contributed pieces for the initiative.

Treasure's Report:

Richard Landreth gave the treasurers report. He reminded all that dues are due and are \$25 for individuals and \$40 for family memberships. To date there are 76 paid members vs. 86 at the end of 2013. Those who have not paid their dues for 2014 are encouraged to do so as soon as possible.

Richard then reported on the Tee shirts and hat sale order which is to be placed in about a week. He is accepting paid orders at this meeting.

Members were asked for suggestions for the message on the back of the shirts – "You Burn It – We Turn It" suggested by Kirk McCauley was selected.

Jim Oates gave an update on the mentoring session which had 5 attendees and 5 mentors on the 12th where Dennis Hippen led a session on green wood turning. The next session will be May 10th – (second Saturday of each month.)

(Continued on page 4)



(Continued from page 3)

April 15th was Seth Robinson's 10th birthday and the club celebrated with a rousing rendition of "Happy Birthday". Jim Oates surprised the birthday boy with gifts of a tool bag to replace his cardboard box, some pen stocks and few spindle blanks.



Jim Oates and Seth Robinson with Seth's Birthday gifts

Dennis Hippen shared news from some of the other turning clubs close to us. - Six of our members attended the Liam O'Neill demonstration at the Woodturners of the Virginias meeting in Mount Jackson, VA on Saturday April 5. Dennis and Bruce Stillwell both brought pieces to show the skills they learned with flat topped bowls. Richmond Turners competition is on April 23rd. Entries are encouraged from turners state wide.

There is a Mother's Day event in Stuarts Draft at the Ace Hardware Store with great discounts on Stihl Tools including chains for our saws and other tool bargains.

Dennis noted that the new portable wood store tables were modified by Tom Wilfong, Don Voas and Richard Landreth .

Show and Tell: (Photos on pages 8, 9)

Dick Miksad showed a very nice 16" tall 'cone' out of Cherry with a natural edge.

Dennis Hippen showed a natural edge Wild Cherry holey 12" bowl, an 8" Box Elder bowl and a 'flat topped' 12" vessel of Ambrosia Sugar Maple, and a pretty Box Elder and resin dyed pen.

Dennis also showed the remains of his dust collector remote control after retrieving them from the dust collector debris bag. An expensive and not pretty collection of plastic and circuit boards.

Phil Evans presented a natural edged Ash end grain 14" bowl on a tall pedestal.

Roger Chandler showed 2 miniature bird houses and a bell on a wire hanging

(Continued on page 5)



(Continued from page 4)

form. He also had a square topped bowl with a top rim from the Sycamore that was available to purchase by the front door.

Kirk McCauley Had to have a new tool to create his deepest ever hollow form of Monticello Mulberry, which was displayed next to a shorter Mulberry vase that rested in a wire holder.

Rolf Gebel – Happy with his newly finished turning shop showed a garden shovel and a bottle opener made from Cherry.

Dave Potter showed a Maple miniature bird house and a Poplar hurricane lamp candle holder.

Tom Evans Had a slightly smaller remnant of what had been a larger chunk of Box Elder, and a nice vase that had survived the bout.

Richard Landreth had a few pieces from his “Redemption Collection” of pieces that were set aside from 2008 and 2009 waiting to be reclaimed and finished., including a 5” Maple Burl, a Walnut ‘shot glass’ a Box Elder bowl and a 6” big leaf Maple burl and a nice spalted Holly Cone vessel.

Jimmy Guynn showed a piece that he turned in the Denny Martin Skills Improvement Room a few days before. A nice bowl of Spalted Silver Maple. And the Mentoring Room sample bowl.

Bill Miller Had a nice small Mimosa bowl and a Monticello Mulberry bowl with Roger’s Finish.

Tool Show

Seth Robinson Brought in his Home Made Table Saw. A skill saw mounted in a wood box with an amazing amount of thought and engineering displayed.

Phil Evans and a huge parting tool made by Phil and also warned members to be careful using it. He also brought in the heavy duty tool rest he uses for his large bowls. What sparked more questions was the converted battery charger that became a burning tool. Phil used a dimmer switch on the line voltage side to control the heat of the burner tip which is made from nickel chromium heater element wire in a cork grip.

Phil also brought a sanding disc holder to demonstrate how he keeps the grits separated and hanging close by and out of the way.

Dennis Hippen brought in some laundry detergent jugs that he uses for his

(Continued on page 6)



(Continued from page 5)

chainsaw bar oil making it less messy to pour the oil into the chainsaws using the used laundry detergent jugs (just remember to rinse them out before pouring the oil in. He also brought in some jam chucks for different uses and he also brought in a knife sharpening steel that he sharpened to use as a fine point spindle gouge. Dennis also showed a butcher knife parting tool.

Bruce Stillwell showed some reverse chucking tools that he had built using wine corks and a tiny gouge for pens and glue application.

Jim Oates brought in a drill holding jig for indexing holes that mounts onto his lathe.

Don Voas brought in the golden ratio Fibonacci tool, also had a pipe and Rod figuring tool for knurling wood turning, a very sharp gouge that Denny Martin had made from a three-quarter inch bar stock, and a one quarter inch scraper. He also brought his saw blade parting tool.

Stark Smith brought in what he has been using as a roughing gouge. The 15 degree angle grind on it is on an Alan Laser grind skew chisel which can be used either as a scraper or a skew – a multi-purpose tool?

A skew that more folks than just Elbert Dale can use? Whoda thunk it?



Tom Evans also showed some Denny Martin tools some of his favorites with carbide blade tools like many of us have which keep Denny's spirit alive in our shops. Tom has used table legs for tool handles for some of his larger tools. H also showed his McNaughton Hollowing tool. he had good things to say about the hollowing tool but not so much the parting tool.!

Bill Miller was one of many who sang the praises of Denny Martin's easy rougher type tools and easy finisher tools most of

(Continued on page 7)



(

us have similar tools are collections and also brought in a large boring Bars from his collection as well

Fred Williamson brought in the collection of faceplates – as Fred does not own a chuck - everything he does is faceplate mounted on his homemade lathe. He described his techniques and challenges in making your own faceplates and making sure that everything is true and very square and before the welding takes place.

Fred also uses very large boring bars and most of us have seen him utilize a stick as a crutch to hold some of those tools as he's working on his larger pieces.

He is also working and developing a hood with a 12 V fan connected to batteries and a hose to his face shield rather than buy the expensive the devices on the open market has – as always Fred will be making something of his own, thank you.

There were many tools brought in by members that were for sale or swap and take. Everybody left pretty happy with the way things went.

Library:

There have been a number of Library Additions to the Chapter website. <http://centralvawoodturners.org/> As well as the disks and books available for borrowing.

The next club meeting will be Tuesday May 20th 2014 from 7:00 pm to 9:00 pm. The program will be a **segmented turning** by CVW Member, **Clinton Spenser**. June Meeting will feature CVW Member **Barbra Dill** demonstrating multi-axis turning techniques. In July **Richard Landreth** will show us how the Jameson Boring System works.

Mark your calendars for the Virginia Wood Turning Symposium at Expoland in Fishersville - September 12-13.



April 15 Show & Tell



Richard Landreth's re-turned bowls



Spalted silver maple bowl by Jim Guynn
Turned in the last mentoring session.



Left: Jim Guynn Finished bowl from the Apr 12 green bowl turning workshop.



Right: Dave Potter's Show & Tell pieces.


Below: Kirk MacCauley displayed a beautiful set of vessels including the deepest vessel he has ever made. Photo by David Rhodes



Right Phil Evans shows another of his unique huge natural edge bowls. This bowl is of ash.

Photo by David Rhodes






Left to right: Dennis Hippen's pieces, close-up of Dennis' beautiful pen, Bruce Stilwell's vessel. Photo of Dennis' pen by David Rhodes. Below left: Rolf Gebel's tool handles. Below Right: Roger Chandler's exhibit



Below Left: Box elder vessel and bowl by Tom Evans

Below Center: Bowls by Bill Miller

Below right: Dick Miksad shows his spectacularly beautiful work, photo by David Rhodes



Favorite Tools Demonstration *Photos by David Rhodes*



Seth Robinson shows the table saw he made.




Phil Evans with his humongous parting tool



Phil Evans displays his sanding grit holder.



Dennis Hippen describes one of his jam chucks.



Bruce Stillwell describes his reverse chucking tools made from wine corks.



Jim Oates with his ingenious indexing tool for use on his lathe.



The Wood Spinner
Central Virginia Woodturners <http://www.centralvawoodturners.org>

Favorite Tools Demonstration, continued.



Don Voas explains his Fibonacci tool.



Don Voas with the very sharp gouge made by Denny Martin



Elbert Dale with his Alan Lacer skew.



Bill Miller with a Denny Martin boring bar.



Bill Miller shows off another Denny Martin made tool..



Fred Williamson explaining how to make a faceplate.



Favorite Tools Demonstration, continued.



Fred shows a couple of faceplates he



Fred shows modifications to his faceshield



Fred shows his large boring bar



Calendar

May 10: 9AM -Noon - Denny Martin Woodturning Skills Center

May 20: Clinton Spencer: Segmented Turnings

June 13-15, AAW's 28th Annual International Symposium, Phoenix, AZ

June 14: 9AM -Noon - Denny Martin Woodturning Skills Center

June 17: Barbara Dill: Multi-Axis Turning

July 12: 9AM -Noon - Denny Martin Woodturning Skills Center

July 15: Richard Landreth demonstrates the Jameson Boring System

August 9: 9AM -Noon - Denny Martin Woodturning Skills Center

September 13-14: Virginia Woodturner's Symposium. No CVW club meeting.

October 11 – 9AM -Noon - Denny Martin Woodturning Skills Center

October 21 – TBD

November 8 – 9AM -Noon - Denny Martin Woodturning Skills Center

November 18 – TBD

December 9, Christmas Social . Note this is 2nd Tuesday

December 13 – 9 AM to Noon – Denny Martin Woodturning Skills Center

Fine Woodworking has posted on its web site a helpful guide in what to look for when looking for a scroll chuck or extra jaws. Below is the link/

<https://www.finewoodworking.com/woodturning/video/a-turners-guide-to-chucks-and-jaws.aspx>

Safety Tip: What not to wear as a face shield:





CVW Members at the Richmond Woodturners Competition,

Several CVW members submitted entries for the competition held Saturday, April 26, at the Richmond Woodcraft Store. CVW provided approximately 25-30% of the show with our entries.

Jim Oates, Denis Hippen and Don Voas (supervising) made the trip. Miles Everard came later in the day. The Woodcraft Store and the Richmond Woodturners would like photos of each of the CVW members who submitted entries with their turnings/ribbons for the Richmond club's and Woodcraft's web sites and newsletters.

There was a full day of demonstrations by members of the Richmond Woodturners and a continuous set of James River Carvers demonstrating carving and finishing techniques. They were carving plaques, animals and golf balls.

10am - Turning Finials (Ray Deyo)

11am - Hollow Form Tools (Jim Bumpas)

12pm - Chatter Tool & Negative Rake Scraper (Deane Cox)

1pm - Making Boxes (Ray Melton)

2pm - Christmas Ornaments (Jerry Fisher)

3pm - Snowman Ornament (Mat Baker) He also showed how to make green wood flowers.

The wooden flower was one of the more interesting demos. He had discovered them on the internet and made his first one that morning and he shared making and coloring them with us. This was his first demo and was very entertaining.

All items had been judged after set up on Friday and were displayed at the entrance of the Woodcraft store. One set of tables for turnings and another for carvings. Some of the youth carvings were very impressive. A wide range of turning techniques was displayed in several categories and levels ranging from vessels to pens and beginner to professional.

Our club was well represented and we took home more than our share of ribbons. It was a very entertaining day and there was a large selection of tools and supplies at Woodcraft.

Following are the CVW member entries including ribbons won. Of note: Kirk McCauley took 3 blue ribbons.

The category of each entry was not captured, sorry. All photos are by Dennis Hippen.

(Continued on page 16)



The Wood Spinner

Central Virginia Woodturners <http://www.centralvawoodturners.org>



Tom Evans- 0331-Blue Ribbon



Kirk McCauley 0332—Blue Ribbon

Kirk McCauley 0333—Blue Ribbon



Dennis Hippen display piece, not judged



Dennis Hippen, Silver Ribbon, pens

Dennis Hippen's Lam O'Neill inspired Red Ribbon winner





The Wood Spinner

Central Virginia Woodturners <http://www.centralvawoodturners.org>

(Continued from page 14)



Jim Oates bowl with carved lid 0340—
Honorable Mention



Jim Oates box with carved lid



Mike Sorge's geometric Blue Ribbon winner



Mike Sorge's second Blue Ribbon winner



This natural edge bowl by Mike Sorge won a Silver Ribbon.



Display by Miles Everard

(page 17)

(Continued from page 16)



Best In Show



Lamps displayed by Miles Everard

- Kirk McCauley - - 3 blues
- Jim Oates - - honorable mention
- Mike Sorge - - 2 blue and 1 white

Pictured at left is the piece judged "Best in Show" .

Sorry, I do not have the name of the turner .

Several Richmond Woodturners and the Woodcraft owner were duly impressed and thanked us for participating/coming. Make sure and get ready for next year. Also, CVW ribbon winners are asked to bring their winners and ribbons to the May meeting so they can be photographed with their work as requested by the Woodcraft store manager. Thanks all, Dennis



April 12 in the Denny Martin Woodturning Skills Center

There was a good turnout on a warm spring day at the Skills Center. Dennis Hippen gave a fine instructive demonstration of the procedure for turning a bowl from green wood. Following Dennis' demonstration, individual mentor/mentee pairs went about the business of learning new or improving existing skills. *Photos on this and following page by Jason Levinson.*



Dennis Hippen, Jim Guynn, and Jim Oates consulting on the setup of the 3520B for Dennis' green bowl turning demonstration



Dennis hard at work turning the bowl. Note the safety emphasis: good lighting, face shield, and Plexiglas safety shield in front of the lathe to protect the audience.



Checking Dennis' technique are Jim Guynn, Tom Evans, Seth Robinson, Jim Oates, Dave Robinson, Richard Landreth, and Bob Davis.



Jim Oates and Seth Robinson check the bowl Dennis has just finished turning. The finished bowl is pictured on page 8.



The Wood Spinner

Central Virginia Woodturners <http://www.centralvawoodturners.org>



Jim Guynn applies a bit of CA glue to the piece he is turning



Jim Oates provides a little mentoring help to Seth Robinson



Seth Robinson tries his hand at the lathe.



Jim Guynn applies the lessons from Dennis Hippen's tutorial.



Bob Davis watches as Richard Landreth explains a fine point.



Bob Davis turns amidst a crowd in the Denny Martin Woodturning Skills Center.



The Wood Spinner

Central Virginia Woodturners <http://www.centralvawoodturners.org>

May 10 in the Denny Martin Woodturning Skills Center

Photos by Dennis Hippen



Don Voas demonstrates the proper technique to David Robinson



Roger Authers tries his hand at turning



New member Lee Allbright checks out a Jet mini lathe.



Seth Robinson got to use his new tool bag. Here he is looking for a tool.