



SEPTEMBER 2013



Box elder hollow form by Tom Evans

In This Issue

President's Corner..... 2	Demonstrations 8
In Memoriam 3	Calendar..... 10
Minutes 4	Mentoring Room Work..... 11
Show & Tell 5	



CVW Wood Spinner—September 2013

President's Corner

Our membership continues to climb. We added our 84th member Tuesday evening and we were honored to have Tom Crabb present as guest of Barbara Dill. Tom, retired now, is a nationally known turner and gave a Saturday demonstration for us several years ago. Richard Landreth gave very informative demonstrations on adding color to our turnings and Roger Chandler amazed us with how quickly a finish can be applied and dried in mere minutes- thank you gentlemen.

Our mentoring room is progressing. The Waynesboro Lowes donated several gallons of paint, much of which will be on the walls by the time you read this message. Most of the cleaning, sanding and other pre work has been done. Now, as the final color coat is applied the room will look better than it has for decades. The mentors are preparing a specific list of turning tools, chucks, live centers etc that will be needed in addition to "class room" equipment- white boards, erasers, markers, folding tables. That list will be distributed to all members in hopes that many of you will choose to sponsor one or more of those items. We have received \$250 in cash donations to date in addition to 4 gallons of paint and various painting supplies from our members, a dead bolt and Plexiglas to repair the windows. We are now waiting for the Ruritans electrician to install the new electrical feed, sub panel and outlets. We do not have a schedule from them yet for that phase of the work. The Ruritans are providing that work at no cost to us- an \$800 +/- value. We will continue to keep you informed as this project evolves.

Unfortunately, our quest for individuals to volunteer for 2014 officers isn't doing as well. October, when the slate of nominees is presented, is breathing down our collective necks. We still do not have definite commitments for President, V President, Newsletter Editor, Secretary, Video Coordinator and Food Czar. I am looking forward to sitting in the audience with the rest of you.

The Wood Spinner is published monthly by the Central Virginia Woodturners.
www.centralvawoodturners.org
Tom Evans: President
Marsden (Mars) Champaign: Editor
mchampaign@ntelos.net

We will experience our 10th anniversary as a chapter of the AAW in January, celebrated at our December holiday/social meeting. I need a few volunteers to help plan that event and work with Dick Miksad our Food Czar. Lets make that a very special night.

(Continued on page 3)



(Continued from page 2)

I am still accepting entrees for the Shenandoah Valley Art Center's Sept show. It doesn't have to be a fancy hollow form or elaborate natural edge bowl. Simple bowls, toys, lamps- the types of turnings we enjoy seeing during the Show and Tell can be used. Contact me at 540-946-4891 or tandjinva@comcast.net to arrange a pick up or if you have any questions. Join us on Saturday, September 7 from 6:00 to 8:00 pm at the Center's reception for that show- light refreshments and finger foods provided.

An Old Farmer's Advise

"The best sermons are lived, not preached"


"You cannot unsay a cruel word"

In Memoriam

Dennis (Denny) Martin

On Wednesday, August 27th we lost a beloved member and friend, Denny Martin. Our condolences go out to his wife Carole and his family.

Denny was a skilled tool maker, our long-time newsletter editor, a generous source of wood, especially cherry, a valuable asset to our club and a ray of sunshine at our meetings. This kind and Christian man will be greatly missed. May he rest in peace.





The Wood Spinner
Central Virginia Woodturners <http://www.centralvawoodturners.org>

**.July 16, 2013 Minutes, Crimora Community Center
Central Virginia Woodturners Club (CVW)**

Officers:

President - Tom Evans
VP of Programs – Dennis Hippen
Second VP - Nate Hawkes
Treasurer - Richard Landreth
Secretary Jim Oates

Key functional support offices:

Audio Visual John O'Neil
Newsletter Editor Mars Champaign
Store Manager Kirk McCauley
Librarian Hal Green
Food Coordinator Dick Miksad
Webmaster Tim Quillen

Attendance: 43, Members: 39, Guests: 4

The following officers were not in attendance: Dennis Hippen, Nate Hawkes

The General Meeting:

Tom Evans opened the meeting promptly at 7:00 and introduced Richard Landreth who welcomed new member Henry Wyant and visitors Tom Crabb, Bill Walch, Hal Dempsey and Goldie Baber.

Tom reviewed the progress in the mentoring room with priming, spackling, painting and window replacement in two work sessions. The room is now secured with a dead bolt. He stated that requests had been sent to the local hardware stores for donations but so far there has been no response. The meeting with the Ruritan officer and contractor ended with them agreeing to upgrade the electricals when the contractor had free time to donate his work. We volunteered to help in any way possible. Tom thanked everyone for the donations so far including materials, time and \$250.00 in cash donations.

It was suggested from the floor that we thank the Ruritans after the work is completed and possibly invite them to the Christmas party.

Tom appealed for volunteers to fill the open jobs of President, Newsletter Editor, Secretary, Video Coordinator and Food Czar.

The club will celebrate 10 years of service in January and Tom asked for volunteers to plan a celebration at the Christmas party.

Tom requested people take any of the magazines on the back table as the library is full and we are concentrating on woodturning books to reduce it to a workable size.

(Continued on page 5)



A suggestion was made from the floor to supply a list of supplies needed for the mentoring room so that people could sign up to make donations.

Tom reminded everyone about the SVAC gallery show starting the first Thursday in September (5th) He will be happy to make arrangements for pickup of any items.

Certificate winners in the drawing: Jim Oates, Elbert Dale and Phil Evans.

Show and Tell

Richard Landreth showed 2 walnut bowls , a maple bowl and a mimosa bowl and discussed the challenge made to Tom Evans to make a pine gall into a turned piece.



Richard shows Tom his turned gall

Tom had hollowed out the piece and left the outside natural

and Richard proudly showed his over the top "Jaba the Hut" bowl with lid.



Mars Champaign showed two well-made magnifying glasses and discussed modifications he made to one of them for balance and two pens made from similar kits from different vendors.



Ron Capps showed us two small cherry bowls; one was end grain. His Monticello poplar bowl was successful after much drying time.

His nice American elm bowl was made from a piece from the wood store. A Mimosa piece showed a grain much different from others on the Show and Tell table.

Matt Shapiro had turned 4 bottle stoppers of Olive, Bloodwood and Portobello as a start on 100 he volunteered to turn as gifts for his son's wedding.





The Wood Spinner

Central Virginia Woodturners <http://www.centralvawoodturners.org>



Roger Chandler showed a Stonewall Jackson Prayer Tree bowl finished in walnut oil and poly that he made for Friends of the Wilderness. His large white oak bowl and square walnut bowl were also nicely finished.

Stan Safira, a newer member who has been mentored by Dennis Hippen, showed 4 bowls of ambrosia maple, cherry, walnut and apple.



Clinton Spencer brought in 2 segmented bowls. The first was walnut, cherry, and aspen with a double taper and 144 pieces. He donated it to the club for sale at the Shenandoah Valley Art Center (SVAC) September Show. The second was a 190 piece cedar, aspen, walnut and maple bowl with an unusual circular pattern in the central band. 20% of the sale price at the SVAC will be donated to the club.

Don Voas brought 4 pieces from 3rd Winchester Battle Witness oak, all showing a distinctly different grain. One large platter was made from a crotch piece and had a highly figured grain. He also presented two Christmas ornaments turned at a demo at Woodturners of the Virginias with Roger Chandler demonstrating finials and Don completing the ornament.



Phil Evans (a 3 year member) showed us a large sycamore natural edge bowl, a large sugar maple bowl with a bark-on natural edge and a massive sugar maple natural edge container from Denny Martin's stock of the Mossy Creek Presbyterian tree.

His nice walnut bark-on natural edge was one of six he is making for a commission.





The Wood Spinner

Central Virginia Woodturners <http://www.centralvawoodturners.org>



Stark Smith showed a thin walnut platter that had developed a "smiley face" during turning and cautioned us about warpage and distortion during turning.



Jim Oates showed a mimosa natural edge bowl with wavy grain that will be donated to the club for sale at the SVAC show. His oak leaf carved walnut lid for a spalted maple bowl for the show will not be for sale since Carole has already claimed it. He also showed a footed walnut memorabilia box with a carved and inscribed lid made for a christening present.



Elbert Dale showed a cane he had modified with a wooden handle and a thumb rest he had made for Goldie Baber who with a long history in the Navy made the first trans-polar underwater crossing. He also showed a stacked oak bowl made from fence boards made for a local teacher that gave him the planks. He dried the glue in a 20 ton press to make perfect glue seams.



Jim Higgins showed a segmented and inlaid cake plate and a large cherry and plywood goblet. He suggested you only use carbide tools on plywood turning. He also showed several ear rings and blanks made from a segmented tube cut on an angle and polished with hardware from Michaels. They are tough to make but granddaughters like them.

Lew Koogler had one very deep bowl and a large bark-on natural edge Sassafras bowl and an end grain version and one with a wax finish






The Wood Spinner

Central Virginia Woodturners <http://www.centralvawoodturners.org>



Kirk McCauley showed another of his chess sets. This one was made from Monticello Chestnut and Stratford Hall Shag Bark Hickory. He also explained the process for turning a bowl from wine corks suspended in epoxy on a Walnut base.



Tom Evans showed a large finial made as a copy of a large bell tower finial for a Virginia church. The original was very rotten and in pieces making it difficult to copy.

Library:

Magazines not directly associated with turning were made available on a first come-first serve basis to reduce the overall size of the library.

Demonstration:

Richard Landreth will post a copy of his coloring and finishing demo on the web site. He ably demonstrated a variety of colors, variations and sequences for adding interest to turned pieces and made the point anyone could do it by showing an autumn themed piece his granddaughter had finished. *(Photos of Richard's demonstration are on the facing page. Ed.)*

Roger Chandler demonstrated the application of Woodturners Finish from General Finishes. One of the secrets of success is applying de-waxed shellac sealer on the piece after sanding to 400 grit. He uses small pieces of tee shirt material to apply the finish since paper towels tend to disintegrate. It produces a nice finish very quickly. *(Photos of Roger's demonstration are on page 10. Ed)*

The next club meeting will be Tuesday September,17 2013 from 7:00 pm to 9:00 pm.




The Wood Spinner

Central Virginia Woodturners <http://www.centralvawoodturners.org>



Above Some of Richards colorized pieces.



Below: Visitor Bill Walters adds his expertise to Richard's demonstration.






The Wood Spinner
Central Virginia Woodturners <http://www.centralvawoodturners.org>



Roger demonstrates his technique for applying finish to a bowl. He uses a small pad from an old T-shirt to apply 2 coats of shellac and 5 or more coats of General Wood Turners Finish. He expedites drying between coats with a hair dryer



Calendar

September 17, 2013 – Tom Evans demonstrates “Holey Artistic Forms”.

October 15, 2013: Pete Johnson will present "Preparing Bowl Blanks". Pete is a member of the WoVA and recently covered this topic at their regular meeting that spurred much discussion and contribution from others.

December 10, 2013: (2nd Tuesday) Holiday Party and big Show and Tell.



The Wood Spinner

Central Virginia Woodturners <http://www.centralvawoodturners.org>

August 10, 2013 – Working on CVW’s new Mentoring Room.



Dennis Hippen & Jim Oates check a bad spot.



Don Voas, Richard Landreth and Jim Oates



Tom Evans shaves the door



, Don Voas, Richard Landreth, Jim Oates



Dennis Hippen at work scraping paint



The Wood Spinner

Central Virginia Woodturners <http://www.centralvawoodturners.org>

August 15, 2013 – Work on the Mentoring Room



Above: Richard Landreth cleans the floor



Below: Tom Evans checks his work



Above: Jim Oates and Phil Morrisette

Below: Richard Landreth and Don Kersch

All Photos on this page furnished by Jim Oates





The Wood Spinner

Central Virginia Woodturners <http://www.centralvawoodturners.org>

August 29, 2013 – Progress on the new CVW Mentoring Room



August 29 was the third day of work on the mentoring room. Note the visible progress made, Slinging paint in these photographs were Don Kersch, Phil Morrisette, Jim Oates, and Dennis Hippen.
Photos by Dennis Hippen

