

The Wood Spinner

Monthly Journal of The Central Virginia Wood Turners

Volume 13 Issue 5, May 2016



this issue

Presidents Corner P.2

Meeting Minutes P.3

Denny Martin Skills center P. 5

Show & Tell P. 7

Demonstration P.9

Chips P.10

BARBARA DILL

Made from Holly, 23"
tall, 6" in diameter

The Wood Spinner


Monthly Journal of The Central Virginia Wood Turners
Volume 13 Issue 5, May 2016



President's Corner – Bob Welch

This meeting was well attended with a good, interesting presentation by Richard Landreth, club Treasurer, on making “Sea Urchins”. Richard showed us how to use urchin shells, made finials inserted on top and bottom of the shells and made a display hanger stand for them.

After the meeting Tom Evans updated our plan to move our equipment storage to the room next to the back of our skills center. The Crimora Players plan to vacate their room over or shortly following Memorial Day weekend when they will be storing their items in the main meeting room. That gives us less than three weeks to clean and paint the vacated room, cut a door way between the two rooms and move out of our existing storage room so they have time to clear the meeting room for our 3rd Tuesday meeting. Tom will inventory our paint supplies and pick up anything we need. Central Virginia Rental is donating use of a floor buffer and abrasive pads to clean the floor and prep it for paint. We have light fixtures to replace the old style. He will pick up a Quickset deadbolt and rekey it for the new room to match our existing skills center and we can leave our existing deadbolt behind for the Players. We will be asking members to assist with the move when dates are finalized.



Skills Center Manager Jim Oates is further organizing our new storage shelving. Be sure to return equipment you use to its place. He said we have two lathes the club will loan for up to six months. There is a third lathe possibly being donated. We approved ground rules and forms for these loans and are finalizing what tooling or other materials might go with them. In addition persons have to go through safety training. One person has signed up already. Contact Jim for details. He also showed a heavy turning tool he made and donated to the club using some blacksmith techniques.

Jim conducted the safety talk on shop cleanliness and will provide more safety minutes in future meetings.

The Virginia Mennonite Retirement Community Art Show will be running the month of June. Contact Phil Evans if you are interested in displaying your turnings. Phil is one of 100 artists from over 20 states juried into this show.

Don Voas introduced new members and guests. He said several pieces were finished and prices established at the skills center meeting to take to the Cheese shop for sales, which contribute to our club treasury. Don asked members to please donate pieces that look good for display and sale there.

Richard Landreth reported our treasury is in good shape and balances on hand.

Peter Welch filled in for Fred Williamson with the Show and Tell and introduced Richard's demo. Jay Lindhjem filled in for Ron Capps recording the Show and Tell items.

Thanks again to members who come early and stay to setup and put things away for the meeting. Also for members handling minutes, refreshments, store, library, audio-visual, wood store, etc. Please continue to help with this and join us beginning at 5:30 pm before then after meetings.

Bob Welch, CVW President (rvjwelch77@gmail.com)

The Wood Spinner

Monthly Journal of The Central Virginia Wood Turners
Volume 13 Issue 5, May 2016



April 19, 2016 Minutes

Crimora Community Center Central Virginia Woodturners Club (CVW)

Attendance: 46

New Members: 2

Guests: 3

The General Meeting:

President Bob Welch opened the meeting at 7 PM. He welcomed all including guests and new members. He suggested that if you had not seen the lathes we have reconditioned, and plan to make available as loaners, to see them tonight in the Skills Center. We will be relocating our storage room to one adjacent to the Skills Center soon. The Crimora Players are in process of clearing the space. He thanked everyone who came early to help with the setup and those who are willing to assist with the cleanup after the demonstration. He also thanked those who serve with refreshments, the club store, audio-visual, library and the newsletter.

New members were introduced by Don Voas. They are Bruce Hansen and David Goering. He also introduced visitors Marc Stack, Chris Cappella and Kris Bonner. He invited them to come back and to consider becoming members of CVW.

Don also reported on The Cheese Shop. Today he delivered 17 new pieces. More are needed. He thanked Dennis Hippen, Kirk McCauley and Bruce Wassen for their contributions.

Jim Oates presented our Safety Talk focused on the importance of keeping your shop and work areas cleaned. Not only does the control of chips and dust reduce

the chance of fire but it makes it a safer place to work and reduces tripping hazards.

Jim also reported as the Skills Center Manager. He has made and donated a new boring bar for those interested in trying turning with this tool. There will be mandatory skills safety training for those interested in borrowing one of the loaner lathes. These lathes will be available for up to six months of use. Assistance will be needed when the switch of storage rooms takes place in the next few weeks.

The list of mentors is being updated per Jim. Mentors must be approved by the Skills Center Manager and on record with our Treasurer to be covered by the club's insurance. In addition to being members of CVW they must also be a member of AAW.

Phil Evans announced the Virginia Mennonite Retirement Community Art Show will be running the month of June. Contact him if you are interested in displaying any of your turnings. Congratulations to Phil for being one of 100 artists from 20+ states juried into this show.

Treasurer's Report:

We have 83 paid members.

Show and Tell:

Peter Welch conducted the Show and Tell. Tonight's drawing winners were Dave Potter and Kirk McCauley.

Next Club Meeting:

The next meeting of our club will be June 21, 2016.

Demonstration:

Tonight's demonstration will be by Richard Landreth on turning ornaments using sea urchins.

The Wood Spinner

Monthly Journal of The Central Virginia Wood Turners
Volume 13 Issue 5, May 2016



Respectfully submitted,
Ron Capps
Secretary

Show & Tell - May 17, 2016

Richard Landreth - "Stonewall Jackson"
bowl that demonstrated stabilized wood

Tom Evans - Carpathian walnut bowl from
the root layer

Dave Potter - Segmented balloon with
basket

Bruce Hanson - Cherry bowl

William Bowman - 2 ambrosia maple bowls

Keith Showalter - Marblewood ring

Dennis Hippen - Magnifying glass with
ambrosia red maple handle, 3 potato
mashers of honey locust

Don Voas - 3 boxes of silver maple and a
"mystery" burl

Peter Welch - Walnut bowl and 3 pens, 1 of
antler and a true fountain pen that was
tricky to drill

Jim Oates - Cherry burl vessel with a bottom
insert, the original top became the bottom

Chris Bronner - Sumac bowl

Bill Hemminger - Sumac bowl, large mallet,
cherry goblet, drive pin for his lathe

Mark Warner - Natural edge cherry bowl


Kirk McCauley -
Set of 7
nested
bowls,
from

large hollow form of maple
from Monticello

Phil Evans - 3 bowls: walnut, silver maple with
walnut inserts and walnut with inserts

Starke Smith - Pens, bottle stoppers of
ambrosia maple and box elder, and tall
maple vase

Elbert Dale - Rolling pin of Monticello
hackberry with red oak handle




The Wood Spinner

Monthly Journal of The Central Virginia Wood Turners
Volume 13 Issue 5, May 2016



Work Day to Improve the Denny Martin Skills Center

Managed by Jim Oates



The Wood Spinner

Monthly Journal of The Central Virginia Wood Turners

Volume 13 Issue 5, May 2016



Denny Martin Skills Center

Managed by Jim Oates

June 11, this
Saturday,
Skills Day.

Be There



Central Virginia Wood Turners

Crimora Ruritan Building
www.centralvturners.com

The Wood Spinner

Monthly Journal of The Central Virginia Wood Turners
Volume 13 Issue 5, May 2016



Show & Tell



The Wood Spinner

Monthly Journal of The Central Virginia Wood Turners
Volume 13 Issue 5, May 2016



Show & Tell



A lot of great work in this club!



The Wood Spinner

Monthly Journal of The Central Virginia Wood Turners
Volume 13 Issue 5, May 2016



Demonstration



Richard persisted though several mishaps and gave a thorough demo on working with a demanding subject, Sea Urchins. We all came away with a better understanding of small, intricate work and patience.



Central Virginia Wood Turners

See the meeting minutes
for names and pieces.

Crimora Ruritan Building
www.centralvturners.com

The Wood Spinner

Monthly Journal of The Central Virginia Wood Turners
Volume 13 Issue 5, May 2016



Special Addition–Safety

Safety is YOUR responsibility.

1. Always wear safety goggles or safety glasses that include side protectors. Use a full faceshield for bowl, vessel, or any turning involving chucks and faceplates.
2. Fine particles from a grinder and wood dust are harmful to your respiratory system. Use a dust mask, air filtration helmet, proper ventilation, dust collection system, or a combination of these to deal with this serious issue. Be especially mindful of dust from many exotic woods, spalted woods, or any wood from which you notice a skin or respiratory reaction.
3. Wear hearing protection during extended periods of turning.
4. Turn the lathe off before adjusting the tool rest or tool rest base, i.e., banjo.
5. Remove chuck keys, adjusting wrenches, and knockout bars. Form a habit of checking for these before turning on the lathe.
6. Tie back long hair; do not wear gloves; and avoid loose clothing, jewelry, or any dangling objects that may catch on rotating parts or accessories.
7. When using a faceplate, be certain the workpiece is solidly mounted with stout screws (#10 or #12 sheet metal screws as a minimum). Do not use dry wall or deck screws. When turning between centers, be certain the workpiece is firmly mounted between the headstock driving center and tailstock center.
8. Ensure the belt guard or cover is in place.
9. Check that all locking devices on the tailstock and tool rest assembly (rest and base) are tight before operating the lathe.
10. Ensure the blank is securely fastened.
11. Rotate your workpiece by hand to make sure it clears the toolrest and bed before turning the lathe on. Be certain that the workpiece turns freely and is firmly mounted. A handwheel on the headstock simplifies this process of spinning the lathe by hand before turning on the switch.
12. Be aware of what turners call the "red zone" or "firing zone." This is the area directly behind and in front of the workpiece, the areas most likely for a piece to travel as it comes off the lathe. A good safety habit is to step out of this zone when turning on the lathe, keeping your hand on the switch in case you need to turn the machine off. When observing someone else turn, stay out of this zone.
13. Always **check the speed** of the lathe before turning it on. Use slower speeds for larger diameters or rough pieces and higher speeds for smaller diameters and pieces that are balanced. Always start a piece at a slower speed until the workpiece is balanced. If the lathe is shaking or vibrating, lower the speed. If the workpiece vibrates, always stop the machine to verify why. As a starting point, consult your operator's manual for recommended speeds for a particular lathe. Ensure the lathe speed is compatible with the size of the blank.
14. Exercise extra caution when using stock with cracks, splits, checks, bark pockets, knots, irregular shapes, or protuberances. Beginners should avoid these types of stock until they have greater knowledge of working such wood.
15. Hold turning tools securely on the toolrest, holding the tool in a controlled but comfortable manner. Always contact the tool rest with the tool before contacting the wood.
16. Note that, when running a lathe in reverse, it is possible for a chuck or faceplate to unscrew unless it is securely tightened or locked on the lathe spindle.
17. Know your capabilities and limitations. An experienced woodturner is capable of lathe speeds, techniques, and procedures not recommended for beginning turners.
18. Always remove the tool rest before sanding, finishing, or polishing operations.
19. Don't overreach, keep proper footing, and keep your balance at all times.

The Wood Spinner

Monthly Journal of The Central Virginia Wood Turners

Volume 13 Issue 5, May 2016



Safety-cont.

1. Keep lathe in good repair. Check for damaged parts, alignment, binding of moving parts, and other conditions that may affect its operation.
 2. Keep tools sharp and clean for better and safer performance. Don't force a dull tool. Don't use a tool for a purpose that it was not designed for or intended for.
 3. Consider your work environment. Don't use a lathe in damp or wet locations. Do not use in presence of inflammable liquids or gases, and always keep a fully-charged fire extinguisher close at hand. Keep your work area well lit.
 4. Stay alert. Watch what you are doing. Pay close attention to unusual sounds or vibrations. Stop the lathe to investigate the cause. Don't operate machines when you are tired or under the influence of drugs or alcohol.
 5. Guard against electric shock. Inspect electric cords for damage. Avoid the use of extension cords.
 6. Never leave the lathe running unattended. Turn power off. Don't leave lathe until it comes to a complete stop.
- Many accidents to woodturners occur while using saws, especially band and chain saws. Learn and follow the safety guidelines for this equipment.

What you missed Last Month

CVW MEETING The next regular meeting is on June 21st at 7 pm. At the Crimora Community Center on Rt 612, (New Hope Road)

What's on for this month

The next regular meeting is on June 21st at 7:00 pm. At the Crimora Community Center on Rt 612. Remember to bring your safety glasses if you have some more comfortable than ours!

CHIPS

The Wood Spinner

Monthly Journal of The Central Virginia Wood Turners
Volume 13 Issue 5, May 2016



Happening Now

Proposed CVW 2016 Programs Schedule

April_19	Multi Station	Turning small things plus making tools Alex-bottle - stoppers Dennis Hippen - pens Fred and Kirk - Calipers and handles more stations?
May_17	Richard Landreth	Sea Urchins
June_21	Alex Pettigrew, Don Voas	Alex - texturing and gilding Don Voas - dyeing
July_19	Mike Sorge	Turning dramatic pieces for gallery sales
August_16	Proposed Panel Discussion	TBA members topics: filling voids - Alex, Tom Evans How to spalt wood - Dennis Hippen when to use superglue How to find your market
September_13	Derek Weidman	Paid demonstrator....estimated fee TBA, \$300 + travel
October_18	Multi Station Two	Jim Oates - carving Kirk and Fred - sanding with foredom and foam backed sanders Christmas Ornaments - Don Voas Other volunteers?
November_5-6	Virginia Symposium	
December_13	Christmas Dinner	

Central Virginia Wood Turners
is associated with;

AAW | AMERICAN ASSOCIATION
OF WOODTURNERS



Central Virginia Wood Turners

Publication

Crimora Ruritan Building
www.centralvturners.com