

# The Wood Spinner

Monthly Journal of The Central Virginia Wood Turners

Volume 12 ISSUE 10 October, 2015



You Never Know  
What will “Show”  
up at show & tell!

## this issue

Presidents Corner P.2

Meeting Minutes P.3

Your Club P. 5

Visit to Kirk McCauley's Shop P.6

Skills Day P. 7

Show & Tell P.9

Demonstration P. 11





# The Wood Spinner

Monthly Journal of The Central Virginia Wood Turners  
Volume 12 ISSUE 10 October, 2015



## President's Corner

October 20, 2015

Phil Evans provided the fine demo of his "TALL" Bark end grain turned bowls. Phil covered his method to grind an extended swept backed grind on his bowl gouge. Big crowd of 50 enjoyed the demo with humor. Thank you, Phil.



The new/used turning tools/rolling tool cabinet and additional lathe chuck additions to the Skills Center were covered by Jim Oates. These larger turning tools will enhance the teaching capabilities. Come join the fun.

We obtained permission from AAW to republish some articles that were sent to all members. These topics had been discussed during the last skills session. As we have over 25+ new members over the last two years, a quick review of easy resources are in order.

Our CVW web site ([www.centralvawoodturners.org](http://www.centralvawoodturners.org)) managed by Tim Quillen, the web master, has a large number of links for education and a listing of vendors who provide CVW members with discounts. Take some time and use this excellent resource. The AAW web site is an additional extensive resource. ([www.woodturner.org](http://www.woodturner.org))

Put Tuesday Evening, December 8<sup>th</sup>, on your calendar as this is our CVW annual Christmas Party Dinner. Note, that the 8<sup>th</sup> is the second Tuesday to allow for a possible snow storm date the following Tuesday. More info to follow.

I will send a separate mail on the roster of candidates for various CVW offices in 2016-17 that we will vote on at the November meeting.

Six CVW members just returned for the NC Woodturning Symposium in Greensboro, NC. Don't believe all you may hear about this fun educational trip. Good time was had by all. Demonstrator topics and handouts booklet will be placed in our library for your use. Look forward for new stuff appearing soon on the Show/Tell table.

Safe Turning, Dennis

# The Wood Spinner

Monthly Journal of The Central Virginia Wood Turners

Volume 12 ISSUE 10 October, 2015



## October 20, 2015 Meeting Minutes

Crimora Community Center  
Central Virginia Woodturners Club  
(CVW)

Attendance: 50

New Members: 2

Guests: 1

### The General Meeting:

Dennis Hippen called the meeting to order at 7 PM. He talked about the value of membership in the AAW and had copies of the current magazine to share as one of the benefits to being a member. He strongly recommended that everyone join the organization.

He then called on Bob Welch, filling in for Jimmy Guynn, who introduced our new members Bill Hemminger and Mark Warner. He also introduced our visitor Wendy Lynn.

Richard Landreth reported that we now have 80 paid members. He asked that anyone whose email address has changed to be sure to give him the changes. He reported that VWI (the Virginia Symposium) has paid one-half of the cost of the sound system (\$125) the club purchased from Fred Williamson as thanks for CVW member's efforts for their past and FUTURE assistance on the Virginia Symposiums. He reminded everyone to shop the Wood Store and thanked Kirk for his continuing efforts in managing it.

Jim Oates reported that the last Skills Session was well attended with everyone, even the mentors, learning things! A selection of gouges, a chuck and a tool cabinet have been purchased from a craftsman closing his shop. As the manager of the club's emails he has been having difficulty with NTelos emails not being delivered. He asked that members using NTelos check with their provider. He offered two safety tips:

Be sure that owner's manuals are followed closely in the setup of all power tools.

Be certain that all rags used with solvents, finishes or oils be stored in a fire proof container or allowed to air dry before disposal.

Dennis reminded us that there are still two openings on the club's ballot, one for VP of Membership and one for the Food Czar. Please give consideration to volunteering for one of these positions. Elections will be held in November for positions to be served in 2016.

### Show and Tell:

Don Voas - Bell made of sugar maple, small bowl of coffee tree, and a rack made from scrap to support logs for chain sawing.

Dennis Hippen - 3 large spalted maple bowls, 2 apple bowls, 4 pens of; UVA white ash, UVA magnolia, cherry burl, oak root burl that had been stabilized.

Alex Pettigrew - Tea light and a small dish of Mimosa.



# The Wood Spinner

Monthly Journal of The Central Virginia Wood Turners  
Volume 12 ISSUE 10 October, 2015



Dave Potter - Maple bowl that is used as a jewel box.

Bob Welch - Mallet of spalted maple with pine handle.

Starke Smith - Platter of rare poplar crotch.

Fred Williamson - 4 natural edge tulip poplar bowls from a large burl and 2 cherry burl bowls, each of a very different color.


Phil Evans - A natural edge ash bowl, 3 fluted walnut bowls, 1 with lid, and a red oak natural edge free form.

**Next Skills Session: November 14, 2015**

**Next Club Meeting:** November 17, 2015

## Demonstration:

Club member and VP Programs Phil Evans demonstrating his technique in end turning natural edge vessels.



Fred Williamson



Stark Smith



Phil Evans

# The Wood Spinner

Monthly Journal of The Central Virginia Wood Turners  
Volume 12 ISSUE 10 October, 2015



Great turn out of like minded sawdust makers. Add your friends to this picture, invite them to a meeting.

Pre-cursor to a fine turned object.





# The Wood Spinner

Monthly Journal of The Central Virginia Wood Turners  
Volume 12 ISSUE 10 October, 2015



## Election Night, Nov. 17

The list the updated slate of member volunteers that we will be voting on to serve during 2016-2017.

Please note and be prepared to vote to save time at meeting.

Positions open as Executive Officers are:

President –Currently Dennis Hippen - Candidate is Bob Welch

VP of Programs – Currently Phil Evans - Candidate is Fred Williamson and he has two "ready" volunteers to assist programs coordination. (Lanny Campbell and Alex Pettigrew)

VP of Membership – Currently Jimmy Guynn - Candidate is Don Voas.

Don would like to have at least 3 member "ready" volunteers to come early enough to assist with visitors tours prior to regular meetings. We have more visitors than can be handled by one person and other duties of this position.

The following 2 Executive Officers have agreed to be Candidates for their current position:

Secretary –Ron Capps

Treasurer - Richard Landreth (Also President of VA Symposium Board Inc.)

The following 8 Functional Support Officers have all agreed to be a candidate for their current position with Fred Williamson volunteering for VP Programs:

Note that Peter Welch volunteers for double duty:

Web Master – Tim Quillen

Audio Visual – John O'Neil

Store Manager – Kirk McMauley

Food Czar Coordinator – Currently Fred Williamson- Candidate is Peter Welch

Skills Center Coordinator – Jim Oates

Newsletter Editor – Peter Welch

Librarian – Mars Champaign

VA Symposium Board member – Tom Wilfong

Ruritan Liaison - Tom Evans

As a club, we hope to continue to involve "more hands make less work and MORE FUN" I thank the members who have volunteered.

Thanks, Dennis



# The Wood Spinner

Monthly Journal of The Central Virginia Wood Turners  
Volume 12 ISSUE 10 October, 2015



## Skills Day



Don Voas, giving an in-depth demo on "Hanging Bells" for the holidays.



Space for all ages



Denny Martin Skills Center; a great place to puzzle things out, and then get some help accomplishing the project.

Central Virginia Wood Turners

See the meeting minutes  
for names and pieces.

Crimora Ruritan Building  
[www.centralvturners.com](http://www.centralvturners.com)




# The Wood Spinner

Monthly Journal of The Central Virginia Wood Turners  
Volume 12 ISSUE 10 October, 2015



## Show & Tell



Central Virginia Wood Turners

See the meeting minutes  
for names and pieces.

Crimora Ruritan Building  
[www.centralvturners.com](http://www.centralvturners.com)



# The Wood Spinner

Monthly Journal of The Central Virginia Wood Turners  
Volume 12 ISSUE 10 October, 2015



## Show & Tell



# The Wood Spinner

Monthly Journal of The Central Virginia Wood Turners

Volume 12 ISSUE 10 October, 2015



## See more on vacuum chucking with Jim Oates

### Vacuum Chucking with Stronghold Chuck in Place

I use the Oneway Stronghold chuck and didn't like to have to take it off to use a vacuum chuck. To solve the problem, I made a jig using a disc of MDF with a small disc of oak centered in the middle and glued in place. The oak is turned to the correct size to fit the standard jaws of my chuck.

- I mounted the MDF/oak into the chuck and then drilled a 1" (25 mm) hole in the middle.
- I slid a 1" (25 mm) dowel through the hole until it touched the end of the vacuum device in the headstock.
- I retracted the dowel  $\frac{1}{16}$ " (2 mm) and made a mark flush with the surface of the MDF.
- I cut  $\frac{1}{16}$ " (2 mm) off the dowel then glued the dowel into the hole at the previous mark.
- I then glued a piece of self-sealing foam (SSF) to the end of the dowel so I would have a good seal on that end.
- Then all I had to do was glue SSF to the face and make notches for the different size PVC pieces I use.

I made a variety of different-sized jigs to accommodate natural edge bowls, utility bowls, and plates, and I made a larger one to fit the large jaws of my chuck. Now, when I am ready to finish the bottom of a piece all I have to do is grab one jig for the size of jaws I am using at the time, chuck it, and I am good to go. With the largest size, I have turned wall hangings up to 40" (100 cm) in diameter, entirely with a vacuum chuck front and back. Be sure to take only light cuts and have an on and off foot switch handy.

~ Dan Burleson, Troy, MO

#### What you missed Last Month

#### What's on for this month

### CVW MEETING

The next regular meeting is on November 17th at 7 pm.

At the Crimora Community Center

Central Virginia Wood Turners

### CHIPS

The demo will be on building/buying/using a vacuum chuck for turning presented by Jim Oates.



Crimora Ruritan Building  
[www.centralvaturners.com](http://www.centralvaturners.com)




# The Wood Spinner

Monthly Journal of The Central Virginia Wood Turners  
Volume 12 ISSUE 10 October, 2015



## A Demo from “The Busiest Man on Earth”.



Really natural edge bowls






# The Wood Spinner

Monthly Journal of The Central Virginia Wood Turners  
Volume 12 ISSUE 10 October, 2015



## Demo, cont.





# The Wood Spinner

Monthly Journal of The Central Virginia Wood Turners  
Volume 12 ISSUE 10 October, 2015



This is an assortment of off-center pins. A variety of woods, size about 2 to 3 inch dia.

By Linda Ferber Ferber\_disc\_pins\_group\_2\_web

## Calendar

December 12th is the next Skills Day

November 17th is the next meeting,

**Demo is;** The demo will be on building/buying/using a vacuum chuck for turning presented by Jim Oates.

Central Virginia Wood Turners

is associated with;

**AAW**

AMERICAN ASSOCIATION  
OF WOODTURNERS



Central Virginia Wood Turners

Publication

Crimora Ruritan Building  
[www.centralvturners.com](http://www.centralvturners.com)