



SJPT Bowls by  
 Don Voas



Pepper Mill by  
 Kevin Johnson

July 17, 2012  
 In this Issue

President's Corner	Pg 2
Minutes	Pg 3
Treasurer's Report	Pg 4
Show & Tell	Pg 5-10
Silent Auction	Pg 11
Turner's Resources	Pg 12-15
Available Wood	Pg 12-13
Buy & Sell	Pg 15
Contributors	Pg 16
Demonstration	Pg 17-27



Strainer Stand &  
 Pestle by Elbert Dale



Pepper & Salt Mill Demo  
 by Dale Winburn



CVW Newsletter - July 2012

## President's Corner


Kudos to you brave souls who ventured out to our July meeting on a sweltering night. Our guest demonstrator, Dale Winburn, a member of the Mt. Jackson club, gave a superb demonstration of pepper mill turning. Also our new metal cart for tables made its public debut and it works so well!

All members will receive a copy of the proposed new By-Laws with your August meeting notice. Please, look it over carefully. Our existing By-Laws are in a basic guideline format intended for the Chapter's initial formation—it has not been updated since. Absent from those By-Laws, but included in the proposed version is language to:

1. Establish a principle office address-varies:
2. Defines: active members, voting procedures, Executive Officers, Management Team members, nominating committee,

term of office, removal of a member, vacancy of an officers position;

3. Expand descriptions of officer's duties; and
4. Provide procedures for expending Chapter funds.



Members will be asked to approve these By-Laws at the August 21st meeting. I encourage your attendance for this very important vote.

Finally, our annual show at the Shenandoah Valley Art Center in Waynesboro is scheduled for the month of September. Bring your entry to the Aug 21st meeting. If you have any questions about the By-Laws or the Sept. show, please call me at 540-946-4891.

PS: Have you preregistered for the Sept symposium?

Tom Evans, President

The next club meeting will be Tuesday, August 21, 2012 from 7:00 pm to 9:00 pm. The demonstrator will be Denny Martin who will talk about shop-made tools. Bring items for Show & Tell, and names will be drawn for the gift certificate giveaway. There will be a Silent Auction, and the Club Store will be open..





July 17, 2012 Minutes  
Crimora Community Center  
Central Virginia Woodturners Club (CVW)

Officers

President:	Tom Evans
Vice President (Programs):	Dennis Hippen
Second Vice President:	Nate Hawkes
Treasurer:	Richard Landreth
Secretary:	Jim Oates

Key Functional Support Offices

Librarian:	Hal Green
Video Crew:	John O'Neil
Newsletter Editor:	Dennis Martin
Web Master:	Tim Quillen
Store Manager:	Kirk McCauley
Food Coordinator:	Dick Miksad

OFFICER'S REPORT

Attendance: 30  
Members: 25  
Guests: 5 -  
Cliff Mahone III  
Cliff Mahone IV  
Heide Hahn guest of Elbert Dale  
Stan Stafina  
Millie Winburn

The following officers were not in attendance:

Dennis Hippen  
Nate Hawkes  
Denny Martin


The General Meeting:

President Tom Evans opened the meeting promptly at 7:00 and introduced Treasurer Richard Landreth for a report of \$1079.86 in the checking account and \$666.13 in the equipment fund.

Show and Tell gift certificates from two months ago were presented to Charley Wentzel and Hal Green.

Tom noted that material brought in for the silent auction should be marked as per specie. He also reminded all if they are looking for a specific wood to make a request and some member can probably supply it from their stock. Donated wood is still available on the cart.

Tom explained the new cart for transporting tables that was built by Elbert Dale from materials donated by Chris Childress, a visitor to our last meeting. This cart also allowed us to conveniently remove the excess folding chairs from the meeting room.



New members and visitors were welcomed.

Mars Champaign donated a couple of 93.5 inch band saw blades for the silent auction.

Richard Landreth announced that there will be a Segmented Woodturners Symposium at Lake Tahoe October 18-21, 2012. He has received a brochure and CD that can be viewed.

Kirk has some really good black sandpaper that can be custom ordered through the club store.

Since Denny is on vacation Kevin Johnson and Fred Williamson are taking pictures to cover for him.

Richard Landreth also reminded everyone the Virginia Symposium will be held September 15 & 16 in the large building at Augusta Expo this year. There are 14 vendors already signed up and there will be 12 mentoring stations. We will need help loading our lathes on Friday the 14th to support the symposium.

Charley Conner announced that the Bridgewater lawn party will be held next weekend and will feature an antique tractor pull and plenty of fun activities.

Fred reminded us to be thinking of replacements for our Newspaper editor and other officers. Several have served multiple terms and now it is time for some new blood to assume responsibility and be mentored in the remaining term.

Jim Oates, CVW Secretary

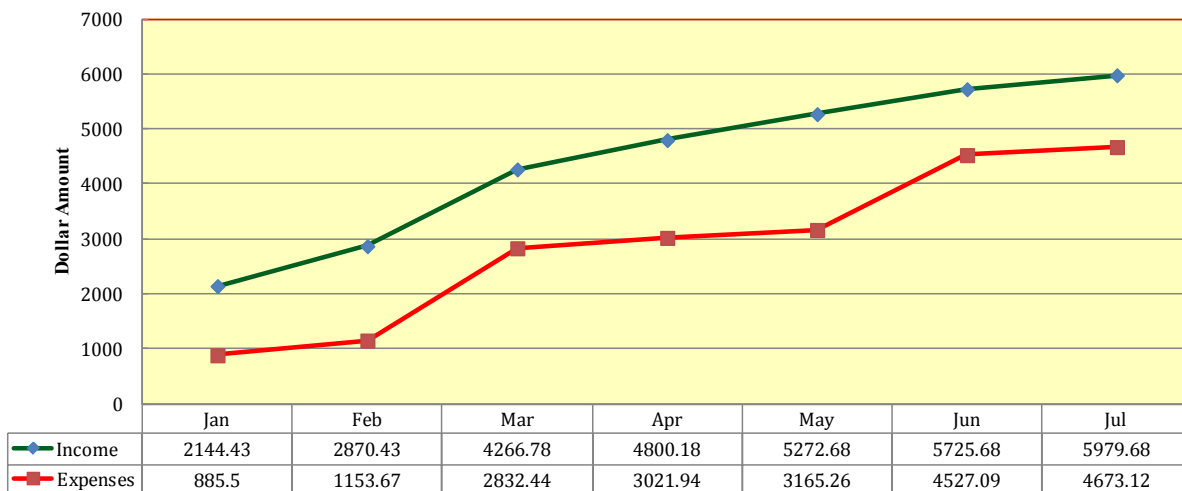


CENTRAL VIRGINIA WOODTURNERS CLUB

MONTHLY FINANCIAL REPORT AS OF: 7/18/2012

\$1,199	OPENING BALANCE  REVENUE/DEPOSITS Deposited: Dues \$20.00 Silent Auction Demo Entry Fees \$234.00 Club Store Raffle Change Fund Other Equipment Fund Loan Donation
\$254	TOTAL REVENUE/DEPOSITS EXPENDITURES  \$90.00 Quarterly Rent for Chimora Building  \$52.75 Wheels for cart \$27.28 Cases for CDs -\$24.00 Bank Readjustment on returned checks
(\$146)	TOTAL EXPENDITURES
\$1,307	CLOSING BALANCE <span style="float: right;">(Checking Account)</span>  Excludes: <span style="float: right;">\$30 Treasurer's change fund</span>  \$30 Club Store change fund \$658 Equipment Reserve Savings account  \$718 :TOTAL EXCLUSIONS
NOTE: Totals are rounded to even dollars for ease of reading	

**Income vs Expenses - Running Totals**








# Show and Tell:

Members and guests are encouraged to bring their best turnings each month and to share some of the details. Bowls are a common item on display and they showcase the beautiful grain and figure in many woods. Some are augmented with dyes or stains, or they can be carved or embellished in a number of ways. Practical items such as lamps, pepper and salt mills, small boxes and other items are also frequently brought in each month. The variety of talents and products are a constant amazement to anyone attending the meetings. For more information about the Central Virginia Woodturners club and to view previous newsletters simply go to the CVW web site: <http://centralvawoodturners.org/>

A special thanks to Fred Williamson and Kevin Johnson for the extra effort of taking the pictures for this newsletter while the sorry excuse of an editor was walking all over Washington DC for 5 days in 101 degree heat with 4 grand kids, their parents and his saintly bride.



Charley Wenzel is a prolific turner and likes new challenges, but he likes to turn and sell many pens and pencils. He showed 2 pens he had turned from multicolored veneers that are the type that have become his bestselling pens.



File Photo





Roger Chandler showed us a nice Elm lidded box and an Arizona Mesquite lidded box with very pronounced grain. He also showed a very nice Maple vase with an accent line burned into the rim. His walnut platter was partially finished since the Woodturner's Finish had set up so fast in the hot weather that he could not complete the job. He questioned if there was any way to slow it down in the heat.



File Photo



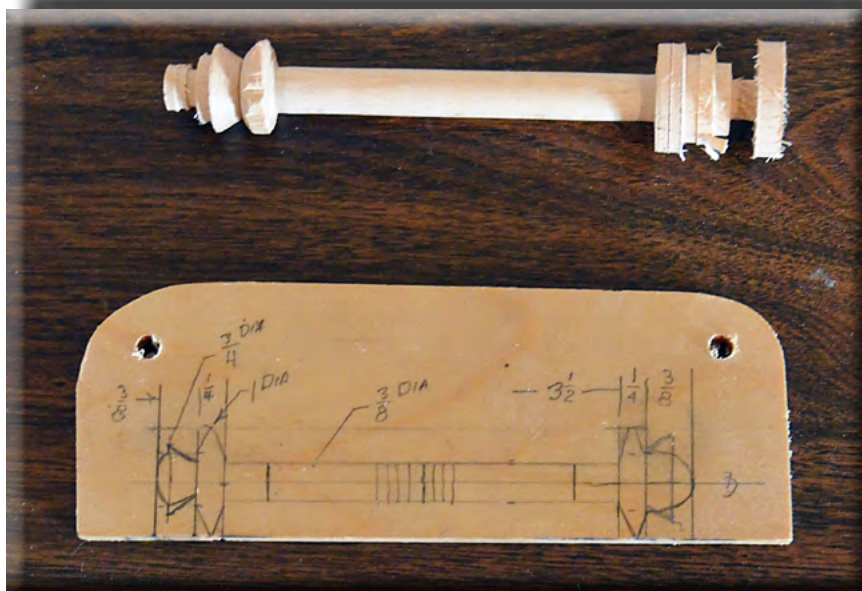
Kevin Johnson showed us a nicely finished walnut bowl about 8" in diameter and a highly figured Tiger Maple pepper mill finished with spray poly finish that was very smooth and did not color the wood. He also brought four nice Stonewall Jackson Prayer Tree pens with CA finish to display.

Kevin was kind enough to serve as club photographer in July, along with Fred Williamson..... editor



File Photo





Miles Everard showed us one of a dozen medieval type thread winders he had made for local request using a story board for consistency. The wood is Beech and turned nicely.



Bruce Stilwell Showed a bowl and a platter made from a cherry crotch with a tendency to fall apart. The platter had also started as a bowl but did not hold together. The bowl was stabilized with CA glue and a nice finish.






File Photo



Don Voas showed three Stonewall Jackson Prayer Tree (SJPT) bowls that showed remarkably different grain and color from similar pieces of the tree. One bowl was a natural edge piece with an excellent shape.



Mars Champaign made a nice wine stopper and a beautiful Box Elder bowl. His first lidded container made from Poplar taught him to turn the top to fit using a reverse taper to get a good fit.







Jim Oates showed a carved Maple lid made for a ceramic bowl his wife purchased from Jessica Wertz at the Crozet Art Festival. He also presented Fred Williamson with an adjustable boring bar prop made from a repurposed mop handle that was inspired by Fred's most recent demonstration.



Elbert Dale showed a pestle and stand used to separate seeds and pulp by straining through a sieve. The pestle had to be made precisely to fit the bottom of the strainer to be effective. The one short leg would have been unnoticeable if he had not pointed it out.







Kirk McCauley Showed a series of Monticello Poplar bowls from the 1808 tree. The bowl that had been dried under roof had a smooth plain grain and those he had left in the elements were highly figured with spalting.



The gift certificate drawing for those that had items displayed in the Show & Tell went to Roger Chandler and Bruce Stilwell

### AAW Turning of the Week by Steven Garrison

This globe measures about 18 inches in diameter. The base sphere representing the oceans is ebonized and quarter-sawn red oak put together as a geodesic sphere. The states and countries are inlaid together from various kinds of wood to make the continents which are then epoxied onto the base sphere.

You are encouraged to join the American Association of Woodturners (AAW). They have a great magazine and many other benefits. Find out more by visiting their web site: <https://www.woodturner.org/>







The Silent Auction functions as a means for those that have too much wood to share it with those that could use pieces to turn. Maple, Cherry, Montecello Yellow Poplar, Oak, Walnut, Memosa and other species regularly are available. The bids provide additional needed income for the club. Often nice pieces sell for only \$1 - \$5. Members have a long history of sharing their valuable wood supplies.



## Silent Auction



A large variety of wood was available for the silent auction along with a cart filled with donated wood that is available for a contribution to the club. A total of \$24 was received from those that bid on pieces of wood.

## Turners Resources.....by Editor

*Reminder: It was PROPOSED at the JANUARY, 2011 MEETING THAT MEMBERS WITH THEIR LAST NAMES BEGINNING WITH A TO M COME EARLY FOR SET UP, AND THOSE BEGINNING WITH N TO Z STAY LATE TO CLEAN UP.*

*You are encouraged to do both.*





Turners Resources.....Continued



**This Notice is the Last in the Newsletter  
This Wood Will Still be Available**



Need Wood? These very nice pieces of wood can be found at the home of Charlie Conners, who lives outside Waynesboro (214 Cattle Scales Rd, Waynesboro, Va 229280, Phone 540-942-3235). He has a couple of sources of silver maple, black walnut, some of that nice box elder and perhaps other kinds of wood he would like to see someone take home and make something for Show-n-Tell. Call him!





## Repeat Wood Still Available at the Martin Farm



**Stonewall Jackson Prayer Tree** - A substantial amount of Prayer Tree wood is still available, and much of it is solid wood. Estimated weight 4,000 lb.



**This Notice is the Last in the Newsletter  
This Wood Will Still be Available**

**Grottoes Box Elder** - Several nice pieces of this exceptional box elder still remain. The red color of the heart-wood is outstanding. Estimated weight 400 lb.



**Martin Green Ash**  
- Several nice pieces of green ash that was blown down during the recent wind storm are available. There is some crotch wood. Estimated weight 600 lb.

## Turners Resources.....Continued



**Waynesboro Silver Maple** - A substantial amount of this Silver Maple is still available. Pieces are as large as 4' and as small as 16". It has some ambrosia staining. Much would make excellent natural edge, bark-on pieces. Estimated weight 8,000 lb.



**Amherst Black Walnut** - A trailer load of Black Walnut is waiting to be turned into something useful. The pieces range from about 40" to about 10". This wood had been cut some time back and the bark is slipping. Some of this wood could be candidate material for platters. Estimated weight 9,000 lb.

**Cemetery Norway Maple** - A few pieces of this maple are remaining. Estimated weight 200 lb.



**Martin Farm Cherry** - There are several cherry trees that have been dropped by storms. Estimated weight - a bunch of it.. Please don't let it go to firewood.

**Contact Denny Martin** - Bring your own chain saw or I can assist with my Stihl. I even have a loader/backhoe to assist with moving and loading this wood. You may even be offered a tour of the farm & shop.





### Contributors Section

This is a new section of the newsletter that will be dedicated to articles, emails, and topics that are provided by our membership. You are encouraged to write articles, product or tool reviews, make suggestions about club meetings or the newsletter, or provide pictures and some text about something or someone that interests you. I would be most pleased to help in any way, including the photography or writing or with suggestions on topics. Please give me a call or send an email to Denny Martin (540-337-7716 or [ursus@mgwnet.com](mailto:ursus@mgwnet.com))....editor

*From the AAW*

## It's Your Turn 3

September 15-16, 2012  
Expoland - Fishersville, VA

AAW Chapter woodturning Clubs of Virginia host the 2012 Woodturning Symposium "A hands-on woodturning experience" on September 15 and 16, 2012 at The Expoland Exhibition Center, Fishersville, VA. This bi-annual symposium continues to lead the way in regional woodturning symposiums. It is your chance to step up to the lathe and have a mentor guide you as you do the turning.

This year our featured demonstrations will be given by Jimmy Clewes on Saturday and Sunday and by Brian Noble-Marx on Saturday. In addition to the traditional demonstrations, there will be 11 stations with talented VA turners guiding you in areas of their expertise as you do the turning at the lathe. You will find more information about the symposium in our brochure.

Registration is now open and we hope you will join us. Visit our website for complete details and on-line registration.

Contact Peter Toch at [ptoch@comcast.net](mailto:ptoch@comcast.net) for more information.

Have you checked out AAW's FUNDAMENTAL WOODTURNING?  
Great tips and tutorials are available at: [http://www.woodturner.org/community/fundamentals/?utm\\_source=Newsletter+%239&utm\\_campaign=newsletter+%239&utm\\_medium=email](http://www.woodturner.org/community/fundamentals/?utm_source=Newsletter+%239&utm_campaign=newsletter+%239&utm_medium=email)  
Submitted by Denny Martin



## Buy & Sell Section

**Buy & Sell Section:** This space will be dedicated to featuring things that are for sale (i.e., tools, lathes, wood, turned items) or things that members are seeking to purchase. Please submit the items you wish to sell with any pictures prior to the publication of each newsletter. Because the newsletter completion date is so variable I suggest you call or email the newsletter editor with your information. Ads are usually run for two months. If you are seeking to purchase something and want to advertise in this venue please submit a written description to the editor:

Dennis (Denny) Martin, 272 Buffalo Branch Ln., Swoope, VA 24479  
540-337-7716 [ursus@mgwnet.com](mailto:ursus@mgwnet.com)

### Repeat

**Lathe For Sale** Repeat - (From Starke Smith) Starke, I am taking your advice and making plans to get a Powermatic 3520B lathe. However, I need to get rid of the two machines I have first. If you run across anyone who wants either a Shopsmith Mark V or a Powermatic Model 45, please ask them to contact me at 'mayeralm@comcast.net' or call me at home - 540-885-6984. I will negotiate on the price for either or both. I have attached pictures in case you need them. Both are in good running condition. I re-conditioned the Powermatic (re-painted, new 1 x 8tpi spindle, new Leeson 3/4 hp motor and new belt on the step pulley). The Shopsmith includes a bandsaw and a biscuit joiner attachment plus lots of accessories. Thanks for anyone you send my way.....Larry Mayer.

I called Larry and he informs me that he plans now to keep the Shopsmith, but that the Powermatic 45 is still for sale. Call him for specifics and prices. Larry responded to my email that the Powermatic 45 is still for sale, although he has been called as a result of this advertisement and would like to run it one more month.....editor.





## Buy & Sell Section

Turners Resources.....Continued

For Sale by Fred Williamson - I have a Bridgewood 15" planer for sale, basically the same as an older Grizzly G0454, purchased in 1986 and used in my home business. It's has a 2 HP motor, wired for 220 V, and a customized side discharge shavings hood for the dust collection system. Runs fine, just replaced it with a 20" planer. Email ([fred33@embarqmail.com](mailto:fred33@embarqmail.com)), or call 434-823-1882.





## Contributors Section

CA's - ONEWAY PRODUCTS

*From C. A. Savoy*

25% discount on most ONEWAY products , except lathes, plus shipping

This offer good thru AUGUST, 2012.

Go to ONEWAY website [www.oneway.ca](http://www.oneway.ca) to see products available.

Will provide quote upon request. Happy and Safe Turning!!! C A SAVOY

PLEASE NOTE UPDATE. ADDED FREE SHIPPING ON ORDERS OVER \$1,299.00.

Please share with your members! Any of your members who may wish to receive sale email direct, please provide me with name, email address and club name.

Thanks and Happy and Safe Turning!!!!!!!!!!!!



Roger Chandler is a prolific turner and submitted these excellent pictures of some of his recent work. The ash & walnut pedestal hollow form is impressive. Early splitting problems with the SJPT oak gavel didn't deter Roger from creating this final edition that will go to the town of Grottoes.



*From Roger Chandler*








## Demonstration: Dale Winburn

Dale shows his techniques he used to make salt & pepper grinders.

Dale Winburn opened his demo by displaying different sizes and shapes of pepper mills that can be made from almost any wood using standard mechanisms. Care must be taken to align the grain so that the pattern matches. For his contemporary mills he uses a story board to maintain the proportions and dimensions.



For this demonstration he started with a round Cherry blank about 12 inches long with the objective of making an 8 inch high pepper mill. He first made a 1/2 inch dovetail tenon on the side of the blank that he planned to make the top of the pepper mill. He then reversed the blank in the chuck and aligned it with the tailstock center. He then drilled a 1 5/8 inch hole approximately 3/8 to 1/2 inch deep. Following that he used a Forstner bit and "Colt" extension to drill a 6" deep



Dale used a square carbide cutter throughout the turning of the pepper grinder.












hole clearing the chips about once per inch. Wet wood would require more frequent cleaning. He then used a flange insert in the 1 5/8 inch hole to center the blank with the tailstock. The flange was 3/8" thick to use as a gage for the depth as well as a centering support.



Safety Note:: Always stop the lathe to change the tool rest and remove the tool rest before sanding.

Mark the piece and start the cut off at 6". Dale used an Easy Rougher to make most



of his cuts but emphasized that you could use any tool you are comfortable with. He reduced the diameter to 1 1/8" and then used a 1/16" parting tool to separate the pieces. He cleaned up the hole with a half round file or rasp and then made a tight fit of that to the bottom piece. He remounted the bottom pressing it into the top with the tailstock revolving center and trued up the blank and flattened the bottom. He then






turned the base to a pleasing profile remembering that the through hole is  $1\frac{1}{16}$ " in diameter.













Dale frequently used the Easy Rougher carbide tool.



A shop-made scraper (from a file or rasp) was used to shape the outside of the grinder.








He then removed the base and sized the tenon to a running fit with the shoulders touching. The base is then returned on the tenon and supported by the tailstock revolving center. Dale then measured 8" from the bottom of the blank and parted partially at that point. He then removed the base and drilled a 7/8" plate hole 1/16" deep in the tenon. He then drilled a 19/32 hole through the top. Dale then proceeded to set the profile for the top to match the base and parted off the top piece. He then re-centered the top in the chuck and finished turning the profile.











Everyone was absorbed in Dale's demo. Please note the excellent examples of sitting posture.







Dale then sanded both the inside and outside of the finished piece. He uses a special finish composed of 1 part spar varnish, 1 part Tung oil and 1 part mineral spirits to soak the finish into the wood and wipes down when it will absorb no more finish.



Pilot holes are then drilled for the top and bottom plate and the mill can be assembled. For laminated mills to match he separated the top and bottom with a 1/16 parting tool and then supplies a dowel to fit the hole and make the top tenon.





Dale Winburn lives in Culpeper and is a member of the Woodturners of the Virginias club in Mt. Jackson. A retired computer programmer, consultant, and an excellent turner, Dale specializes in salt & pepper grinders. In addition to making some of his own tools (i.e., the round-nose scraper out of an old file or rasp), Dale turns on a lathe that he made. If you would like to see pictures of his lathe and pictures of some of his work you can visit his web site: <http://www.winburn.com/About-Me.asp>

