



## CVW Newsletter - July 2011

### President's Corner

Hot as it was, it was good to be back with the club. It always amazes me when I see the outstanding work you all do. Even at the height of summer, we still have a good turnout. Thanks to Jim Oates and Nate Hawks for their demos. As the club approaches fall, please be thinking of some folks you would like to see running the club. It is time to establish a new slate of officers and that means you. Step up for one of the positions you would like to fill, or nominate a friend for that office. The club depends on it's member to keep it going. We will be looking for your recommendation in September and nominating and voting in October, with the new officers presiding at the January 2012 meeting. WOW, 2012 can you believe it.

September will be busy with the Shenandoah Valley Art Center show. Please support the club and the show by bringing in several pieces to display. If you can't attend the meeting or won't have your entry available on the 16th, you can get it to Tom Evans before Wed. August 31st, which is set up day at the Center. If you miss all of these days you can

bring it to the Center in Waynesboro on Wed. Aug. 31 from 10:00am to 1:00pm. Please fill out the form in the e-mail sent out by Jim and adhere it to your piece. Print clearly as the Center's staff types small ID cards which are placed next to the item on display. Your piece does not



have to have a title, nor a price. If it isn't for sale, check the NFS (Not for sale) line. If it is for sale, but you don't want the price advertised, check the POR (Price on request) line. Bring your item to the club meeting in a box or bag with some effort of wrapping. Tom will be holding these items at his house until set up day.

Also in September, we have a Saturday demo with Tom Boley on the 17th. Please support this and let us know who will be there. E-mail me or let us know at the August meeting.

Speaking of the August meeting, you won't want to miss Fred Williamson's demo on turning deep bowls. Keep cool and keep turning, see you on August 16th.

The next club meeting will be Tuesday August 16, 2011 from 7:00 pm to 9:00 pm. Fred Williamson will demonstrate turning a deep bowl with a steep turn at the bottom.

An all-day Demo will be held Saturday, Sept. 17 in place of the regular meeting. Tom Boley will demonstrate barking bowls and square bowls. The meeting will be at the Crimora Recreational Center from 9:00am until about 3:00pm. A charge of \$15/person will cover the cost of Mr. Boley and a provided lunch.



**July 19, 2011 Minutes  
Crimora Community Center  
Central Virginia Woodturners Club (CVW)**

**Officers:**

**President:** Peter Welch  
**Treasurer:** Tom Evans  
**Librarian:** Mars Champaign (Rolf Gebel - backup)  
**Secretary:** Jim Oates  
**Video Crew:** John O'Neal, Jimmy Guynn  
**Newsletter Editor:** Dennis Martin  
**Web site:** Fred Williamson (Jay Ragsdale - backup)  
**Programs Vice President:** Nate Hawkes)  
**Attendance:** 30 attendees  
**Guests:** none

**The following officer was not in attendance:**  
Fred Williamson

**The General Meeting:**

Peter Welch opened the meeting promptly at 7:00

Tom Evans gave the financial report. \$579 checking with all bills paid. New club brochure is available at entrance.

Tom reminded us of the SVAC art show in September. He requests that members bring pieces to the August meeting to be included in the show. You can sell your turnings at the show with 20% commission going to the Art Center. You don't have to sell your pieces, you can simply show to represent the club.

The reception for the show is to be held the 1st Thursday in September (Sept. 1) and the show lasts through the month of September.

New tee shirts with the CVW Logo are available in several colors and all sizes. Put your name on the list to order.

Peter announced that Kirk McCauley is running the store very effectively, and that although he (Peter) had been given credit for helping him, Kirk has done it all.

Don Voas was asked to discuss the management of the wood from the Stonewall Jackson Prayer Tree, which was available during this meeting and located on the blue flat bed truck. The owners gave the tree to WOV and they need help in making items from the wood. In 1862 Jackson offered prayers there when it was in a Confederate camp. Several Jackson venues would like to sell mementos. Put "Stonewall Jackson Prayer Tree", your name and an assigned number. Wounded Warrior Support Group and several other civil war related groups will benefit from the sales. Instructions will be on the web site; .

An all-day Demo will be held Saturday, Sept. 17 in place of the regular meeting. Tom Boley will demonstrate barking bowls and square bowls.

Fred Williamson will be doing the demo in August at the regular meeting.

Easy rougher inserts are available from Grizzly Tools at great discount.  
H7354 Shelix Indexable Carbide Inserts - 15 x 15 x 2.5mm, 10 Pk. \$27.95

A new slate of officers will be presented for the board in October. Volunteers are welcome for any and all positions. Perhaps it is time to give some or many of these folks that have served so well a break so that you can have the opportunity to make valuable contributions.







**CENTRAL VIRGINIA WOODTURNERS CLUB  
 MONTHLY FINANCIAL REPORT  
 AS OF: 7/20/2011**

<b>\$943</b>	<b>OPENING BALANCE</b>	
	<b>REVENUES/DEPOSITS</b>	
	\$308 Deposited:	7/20/2011
	\$271	Club Store sales
	\$32	Wood Auction
	\$5	Donations ( Members who donated a dollar in change from an auction or store purchase)
<b>\$308</b>	<b>TOTAL REVENUES/DEPOSITS</b>	
	<b>EXPENDITURES</b>	
	\$364 \$16.72	John O'neil- Misc A/V supplies
	\$222.50	Kirk McCauley- Club store supplies purchase
	\$75.00	Crimora Ruritans- Rent for Aug & Sept + Sat demo
	\$50.00	Augusta Lumber- Anchor Seal
<b>\$364</b>	<b>TOTAL EXPENDITURES</b>	
<b>\$887</b>	<b>CLOSING BLANCE</b>	(Checking Account)
	Excludes:	
	\$30	Treasurer's change fund
	\$30	Club Store change fund
	\$645	Equipment Reserve Savings Account
	<b>Total Exclusions</b>	<b>\$705</b>

**Treasurer's Summary Report:**

Current club balance is \$579 checking with all bills paid. The updated July report now shows \$887 after meeting updates.

**If you are talking to Tom Evans, our treasurer, the guy with the shiny dome, tell him how much you and others appreciate the job he has**

**done, and continues to do. His record keeping and reporting are not only thorough, but also prompt. The CVW club is fortunate to have him carrying the money belt.....Editor**



**Club Store:**  
 The club store sales were \$271 and store expenses were \$222.50 which shows what a benefit the club store is and how popular it has become, thanks to Kirk McCauley's efforts.






## Show and Tell:



Gary Dale -  
 Showed his latest bowl and demonstrated how quickly a new turner can produce outstanding work.



Hilel Solomon -  
 Showed three bowls. The first a natural edge bowl that was nicely finished. The second was made of a dark wood called Katalox and the third was made from spalted Maple he obtained from a silent auction.



Charley Conners -  
 Showed a walnut bowl and two cherry wine stoppers on a stainless steel base and 2 nice pens made from Walnut burl.







Phil Evans - Presented a large Maple bowl with a nice raised edge that was finished with a linseed oil based finish. His Apple natural edge bowl with the bark on was stabilized with CA glue and his two figured Walnut bowls were stabilized with 3 felt pads on the bottom to keep them from rocking.


Denny Martin - brought two large bowls of spalted Maple, one of which rested on a walnut stand, that were a real experiment in finishes. He started with lacquer sealer and salad bowl finish but could not get a smooth finish. After seeing the Charles Neil demo at WOV he tried several coats of Enduro-Var, a water-based finish and finally achieved a very smooth gloss finish. He also showed a metal top his grandson made with an ebony laminated handle - the record spin so far is 4 minutes 11 seconds!








Kevin Johnson - Showed a unique laminated bowl constructed of plywood. The alternating layers made the bowl very attractive. He had also made a pen from Monticello Sugar Maple.



Dennis Hippen - Had four nested bowls with natural edge that had been cored (with the help of Kirk McCauley) and then remounted and finished individually making a nice set. His next bowl was made from Zelkova, a type elm that is Dutch Elm disease resistant that is a rapid growth tree which certainly showed in the large growth rings. It was well polished but at this point had no finish.







Jim Oates - Showed two bowls from neighborhood trees damaged by the Churchville tornado. The first was from a maple crotch and was finished with lacquer. The second was Cherry and was finished with Enduro-Var over a shellac sealer. The two finishes are comparable in looks but the catalyzed water-based finish is more stable. Neither is food-safe but VOC's are

greatly reduced in the Enduro-Var finish.




Roger Chandler - showed a nicely proportioned Chalice made from spaulted Maple with a Walnut lid and a maple finial. He also had another maple bowl made from a neighbor's tree that had split in a storm.







Oak bowls with a variety of colors in the wood that were finished with Behlens Salad Bowl finish. His "cookie sliced" bowl was made from a radial slice of Pin Oak and showed the grain from the center of the tree to the outside. The barely noticeable cracks were filled with CA.



Melton Estes - brought in the finished pieces made on a club loaner lathe for the Boy Scouts awards program. The acorns were made from Maple and the burr was stained with



walnut to make them look very realistic.





## Demonstrations: Two demonstrations were presented: Carving by Jim Oates & Chain Saw Maintenance by Nate Hawkes.

The first was by Jim Oates on carving turned pieces. Jim reviewed tools, sharpening, wood selection and showed how basic chip carving techniques are used in all types of carving with small additional cuts. He showed pieces of each type and passed out a handout. Jim brought several of his superbly carved pieces for display.
















Nate Hawkes presented a very helpful demo on chain saw maintenance and safety that continued a theme started in the June Newsletter with his demonstration on chain saw safety. His sharpening and maintenance tips will surely improve everyone's saw life and the speed of cuts.











He emphasized the impact of cleaning and lubrication of the bar and chain as well as the proper procedure for sharpening and reducing the depth breaker to approximately 0.030 less than the height of the cutting tooth. We will all check our chain sprockets for wear now that we know the damage that can cause to the chain. Leveling the bar to minimize chain wear was also a major point in the maintenance process that is frequently overlooked.

*Thanks, Jim & Nate, for great demos on short notice.....Editor*



Camphor vessel by J. Paul Homage is the AAW turning of the week.

Translucent acorn cup vessel by Alan Trout in the AAW forum.







## Silent Auction



## Turners Resources.....by Editor

- The Ohio Valley Woodturners Guild announces its 7th biennial symposium.
- September 30-October 2, 2011
- Turning 2011 takes place just off I-74 at the Ohio/Indiana border, about 30 minutes from Cincinnati. The center is located in a rustic area surrounded by rolling tree filled hills.
- So, please join us! Registration fills quickly as the date approaches, so don't wait. There is a discount for registering before September 1st! You can download and mail in the registration form from our website at [www.ovwg.org](http://www.ovwg.org), or you can contact our registrar directly:
- Bob Cochoy - [cochoys@sbcglobal.net](mailto:cochoys@sbcglobal.net), or call (937) 427-2555.
- Presented by the Ohio Valley Woodturners Guild ([www.ovwg.org](http://www.ovwg.org))
- A Chapter of the American Association of Woodturners ([www.woodturner.org](http://www.woodturner.org))

North Carolina has in the past had a very good state symposium and some CVW members often attend. Visit <http://www.northcarolinawoodturning.com/> for details about the North Carolina Symposium to be held in Greensboro on Nov. 4-6.

Winners of the best chapter newsletter and best chapter web site contest were published in the last issue of the American Association of Woodturners (AAW). You may be interested in viewing what it takes to be chosen as the best:

Best Newsletter: <http://www.midsouthwoodturners.com/Newsletter.html>

Best Web Site: <http://www.cicaaw.org/>

A web site with some very nice tools can be found at: [http://www.woodturningonline.com/Turning\\_Vendors/New\\_and\\_Hot.html](http://www.woodturningonline.com/Turning_Vendors/New_and_Hot.html)

If you are interested in making your own tools you may want to visit this site: <http://aroundthewoods.com./tools.shtml>





**Buy & Sell Section:** This space will be dedicated to featuring things that are for sale (i.e., tools, lathes, wood, turned items) or things that members are seeking to purchase. Please submit the items you wish to sell with any pictures prior to the publication of each newsletter. Because the newsletter completion date is so variable I suggest you call or email the newsletter editor with your information. If you are seeking to purchase something and want to advertise in this venue please submit a written description to the editor:

Dennis (Denny) Martin, 272 Buffalo Branch Ln., Swoope, VA 24479  
540-337-7716 [ursus@mgwnet.com](mailto:ursus@mgwnet.com)

**FOR SALE -- Sears Craftsman 10" Radial Arm Saw with Craftsman dust collector, mounted on steel legs with casters, 2.5 hp, 120/240 volts, 11.0-5.5 amps, 3450 rpm, 60 Hz, 1 phase. Blade wrenches. Blades include 60 tpi Freud Carbide (excellent condition) and the following Sears Craftsman Kromedge blades: two 28 tpi Chisel-Tooth Combination, 64 tpi Hollow-Ground Planer, 200 tpi Thin Rim Satin Cut Veneer, plus 10"x3/32" & 10"x5/32" Sanding Wheels. \$250 or best offer. Don Voas, 1211 Windsor Road, Harrisonburg, VA 22801, Phone 540-433-1518.**

Repeated from May & June CVW newsletter



## For Sale:

SEARS/CRAFTSMAN

3 SPEED, BENCH TOP

DRILL PRESS FOR SALE

\$50.00

Contact Tom Evans

540-946-4891 (H)

609-915-4248 (C)

[tandjinva@comcast.net](mailto:tandjinva@comcast.net)





## Notes:

### Gift Card Drawing:

Winners of the \$10 gift certificates were Charlie Conner, Roger Chandler & Phil Estes. Support our vendors who provide the certificates.

This newsletter sports some changes in the photography. The editor would be most interested in your comments, recommendations or criticisms that would improve it and make it more enjoyable to read and share.

### Silent Auction:

Tonight's auction had a variety of wood choices and yielded an additional \$48.50 of income for the club. Thank Kirk McCauley.

**Remember: It was proposed at the January meeting that members with their last names beginning with A to M come early for set up, and those beginning with N to Z stay late to clean up.**

## Shop of the Month:

Shops, whether modest or elaborate, are of interest to all wood turners. Books have been written on the subject. Organized or chaotic, our shops can symbolize work habits, interests, skills, tidiness (or the lack thereof) and an effort to be creative and make things with our hands, tools and machines. In other words, our shops seem to take on the personality of the wood worker. Our shops may be comprised of a bench-top lathe and hand tools or a full shop of industrial grade machines we all dream about. Impressive results can be realized in both work environments. Whether a weekend woodworker, a retired hobbyist or a professional wood turner, all derive satisfaction from discovering the secrets and beauty in a chunk of wood. Beginner or accomplished, the wood turner strives to improve techniques, become more efficient, and learn from mistakes and from peers, videos or instruction. In an effort to share turning knowledge, it seems there would be benefit to seeing the shops of other turners. To that end, I have been given permission to include each month (if I can keep up the pace) a one or two page pictorial rendering of the shop of a member or perhaps others that aren't members. Please see this month's Shop-of-the-Month on the next two pages.....Editor.

**Dennis Hippen** has been kind enough to share some information and pictures of his small, but very well organized shop that is in building behind his home in Waynesboro. Although the shop is small, Dennis continuously produces great pieces. Dennis is also recognized for his mentoring talents and efforts. Please turn to the next page to read and see pictures of his wood working space.





## Shop of the Month - Dennis Hippen

Dennis Hippen has a beautiful shop; the envy of practically any wood turner. Only about 400 sq. ft., his shop is behind he and his wife, Joan's, Waynesboro home. The advantage of course is the unlikely deposit of shavings and dust in the house, a problem with those of us that have our shop in the basement. The down side, however (defending my personal shop), is that during nasty weather we basement-shop-folks don't need to put on a coat or take an umbrella when we want to make shavings. There are no perfect shops or spouse or piece of wood or turned bowl, although we strive for perfection.







Like me, I bet you are wondering how long it took Dennis to get this shop this clean.








Dust collection from the ceiling, another dust collection system for each of the tools, plus a Trend helmet shows that Dennis is safety alert. The shop is a model of organization and attention to detail... obviously the product of a troubled mind.







Recent bowls and boxes, plus disks for finishing bowl bottoms.



Dennis' cache of wood flitches are stored under several norway spruce on the side of the house. He is generous with sharing his wood supply. I am positive that Dennis would be pleased to give you a tour of one of the most organized shops around.....editor

