



## CVW Newsletter - September 2010

### President's Corner

The American Association of Woodturners will celebrate its 25-year anniversary in 2011 at the St. Paul symposium. One of the many special events there will be an

exhibition, *Turning 25 - A Celebration*. Each chapter of the AAW is encouraged and welcome to enter this exhibit. The exhibit goal is to have every AAW chapter represented and for each chapter to enter a lathe-turned work that exemplifies and represents that chapter.

One entry per AAW Local Chapter

Dimensions must be 8" x 8" x 8" or less

Work must require no assembly to display

Weight limit is 3 pounds (Cont.)



**Next Meeting:  
Oct. 23 & 24,  
2010 Virginia  
Woodturning  
Symposium,  
Fishersville, VA**

Entry fee is \$40. After you click on the "submit" button (bottom of this page), you will be redirected to the fee payment page

Entry deadline is *February 28, 2011*

All entered work must be for sale

The artist/chapter receives 70% of the sale price, the AAW 30%

Work must stay with the exhibit, and will be sent to the buyer or returned to the contact person listed on the entry form after the Symposium and any subsequent traveling venues

Photo submission - Up to three digital images may be provided through the form below. Include at least one overall view. Uploaded images should be jpg or jpeg format, high resolution (300dpi), up to 2,000kb in file size, and 7" on the largest dimension. File name: please use your local chapter name. (e.g. minnesotawoodturners1.jpg, minnesotawoodturners2.jpg)

You will receive an email confirmation, acknowledging receipt of your entry

Entries fees help to defray the exhibition and return shipping costs. Each participating chapter will receive a complimentary full-color exhibition catalog. *Turning 25* will be displayed in a prominent area at the symposium and each participating chapter will be clearly recognized for their contribution.

"I would like to submit this to the club for consideration. We have a pile of really good turners in the club, so I would like to set up a committee to evaluate the best piece to send to the 2011 Symposium. I would like a volunteer, someone who has yet to be involved in a position with the club, to head this up. Please contact me when you decide to head this committee. It will be very short term and your main responsibility will be to bring no more than 6 pieces to the clubs attention so they can vote (secret ballot) on the piece heading to the symposium. All this must happen by the 15<sup>th</sup> of February 2011."

Peter Welch, President





**September 18, 2010 Minutes**

Crimora Community Center  
Central Virginia Woodturners Club (CVW)

**Officers in attendance were:**

- President:** Peter Welch
- Vice President:** Nate Hawkes
- Treasurer:** Tom Evans
- Librarian:** Mars Champaign (Rolf Gebel - backup)
- Secretary:** Jim Oates
- Video Crew:** George Marrah, Jimmy Guynn, and Pat Steele
- Newsletter Editor:** Dennis Martin
- Web site:** Fred Williamson (Jay Ragsdale - backup)
- Programs Vice President:** Stark Smith (Don Voas)

\*Richard Miksad volunteered to take over the Food Czar position. This is not an official position.  
 \*Mark VanArsdale has volunteered to bring water and coffee to business meetings.

**Attendance:**

Members: 27  
Guests:

**The following officer was not in attendance:**

President: Peter Welch  
Librarian: Mars Champaign  
Mark VanArsdale Was absent due to his wedding anniversary



**The General Meeting:**

- Nate Hawks Called the meeting to order for a brief business meeting.
- New members and visitors were welcomed.
- Tom Evans reported that 67 pieces were submitted to SVAC and were well received. Miles sold a set of laminated lamps early in the showing.

- Two personal listening devices are available to connect to the new sound system, which is a great improvement over the previous system
- Stark Smith reported that the Sandpaper supplier is selling their cutting dies so will continue to honor their prices until sold out.
- The Virginia Symposium will be our next meeting Oct 23 & 24. You can register on line to save \$10 and there is a link on the Woodturners site.
- Fred Williamson announced the Crozet Craft fair - October 9<sup>th</sup> & 10<sup>th</sup>.
- Nate Hawkes introduced the demonstrator Dick Himes and turned the meeting over to him

**Virginia Symposium**

- ✓ Oct 23 & 24 Allen Lacer, Tom Boley and others will be demonstrating. The web site for the event is [www.virginiawoodturners.com](http://www.virginiawoodturners.com) and registration is encouraged.

When: October 23 & 24, 2010 Time: Saturday - 8:00 am to 6:00 pm Sunday - 8:00 am to 3:00 pm  
Location: Augusta Exposition and Entertainment Center (Expoland), Fishersville, VA

Cost: Pre-registration-\$50.00/both days

\$30.00/one day

At the door: \$60.00/both days

\$35.00/one day

**Symposium Schedule:**

**Saturday, October 23, 2010**

- 8:00 am - 9:00 am Attendee Registration
- 9:00 am - 10:30 am Keynote Demonstrator (Alan Lacer, Boxes)
- 10:30 am - 12:30 pm 10 simultaneous Mentored Hands-On Learning Centers
- 12:30 pm - 1:00 pm Break
- 1:00 pm - 2:30 pm Keynote Demonstrator (Tom Boley, Natural Edge Bowls)



2:30 pm - 4:30 pm 10 simultaneous  
Mentored Hands-On Learning Centers  
4:30 pm - 6:00pm Open time to further  
turn, discussions, visit vendors  
6:00 pm Close for the day.

**Sunday, October 24, 2010:**

8:00 am - 9:00 am Attendee Registration  
9:00 am - 10:30 am Keynote Demonstrator (Alan  
Lacer, Skew)  
10:30 am - 12:30 pm 10 simultaneous  
Mentored Hands-On Learning Centers  
12:30 pm - 1:00 pm Break  
1:00 pm - 3:00 pm 10 simultaneous  
Mentored Hands-On Learning Centers  
3:00 pm 2010 Symposium Closes  
Need mentors. You can register on line



**Dennis Hippen** - Displayed seven nice natural edge bowls - curley maple, dogwood, black birch, hawthorn, Cherry, sweet gum.



**Show and Tell:**

No Tell: The following items were shown:

**Elbert Dale** - Brought an orchestra leader baton and three of his famous tops (finger tip, table top and reversing)





**Denny Martin** - Brought two ambrosia maple bowls and two large cherry bowls.



**Nate Hawkes** - Brought three very nice bowls - two ammonia fumed black locust and one red maple bowl.



**Jim Oates** - Showed a beautiful spalted maple bowl with carved walnut lid.




**Fred Williamson** - Showed a large poplar bowl - poplar and medium thick super glue.





**Tom Evans** - Brought a large closed vessel that won honorable mention at a SVAC Art show, plus a toothpick holder made to look like bird houses.



The two \$10.00 gift certificates were won by Elbert Dale and Jim Oates

**Treasurer's Report:**

Current club balance is \$605 after accounting for all cost associated with the demo.

**Silent Auction:**

Tom Evans managed the wood auction. The auction rendered \$58.



To all,  
Attached please find the Sept monthly report. Although we only had 27 attendees, plus Dick Hines, we didn't do to badly financially:

- \$405 Demo admission
- + 58 wood auction
- + 24 raffle
- + 7 sale of surplus sub sandwich

---

\$494

- \$400 Dick Hines
- \$117.36 food

---

(23.36) Net loss

In the financial report you will see that I purchased some **aging** salad dressings, excess food handling gloves and aluminum foil at the club's cost + for a total of \$31.

I received check in the mail a few weeks ago-\$25 donation for the AV system.

Our new member Bob Davis is a neighbor of mine. He makes our **84th** fully paid member. I will be sending out an updated member list once Bob returns my test email to confirm his email address.

Our check book balance of \$605 leaves us in good shape to finish out the year.

Our A/V upgrade is finished- within the member's authorized expense.

Tom Evans

**CENTRAL VIRGINIA WOODTURNERS CLUB  
MONTHLY FINANCIAL REPORT  
AS OF: 9/18/2010**

**\$ 761**      **OPENING BALANCE: as of 8/18/10**

**REVENUE/DEPOSITS:**

**\$570 To be deposited 9/23/10.**

**-\$25 Donation towards A/V upgrades.**

**-\$20 New member- Davis.**

**-\$405 Demo admission fees (27 @ \$15 ea).**

**-\$58 Wood auction.**

**-\$24 Gift certificate raffle.**

**- \$7 Sale of one excess sub sandwich at club cost.**

**- \$31 Sale of surplus & unneeded food service supplies (at Club cost rounded up to next even \$.**

**\$ 570**      **TOTAL REVENUE/DEPOSITS**

**EXPENDITURES:**

**1. \$208.55 To John O'Neil for final purchases of A/V upgrade & routine A/V supplies.**

**2. \$400 Dick Hines for demo.**

**3. \$117.36 Tom Evans for demo food.**

**\$726**      **TOTAL EXPENDITURES**

**\$ 605**      **CLOSING BALANCE**



## Demonstration: Three-footed bowls & pyrography


**Dick Hines** – Participates in craft fairs in Virginia and is a member of the Richmond Woodturner's Club, which has openings for the John Jordan demonstration hands on sessions October 9th, 10th & 11th. The demo on Saturday will be at Woodcraft

and the hands-on class Sunday and Monday will be at the Visual Arts Center.

Dick has been turning since 1999. He is a self taught turner by reading books and attending club meetings. His many interests include bowls and hollow forms. He uses wood burning tools he makes from Ni Cr (nichel chromium) wire to make the pen tip shape for burning. Dick passed out instructions for making wood burning pen that will not heat up as readily as commercially available pens. He turned a bowl with three feet to demonstrate process. He used a power chisel and sanding drum to make a smooth finish on the bottom of the bowl. Dick demonstrated several burning techniques and showed many of his pieces that had been embellished with pyrography.







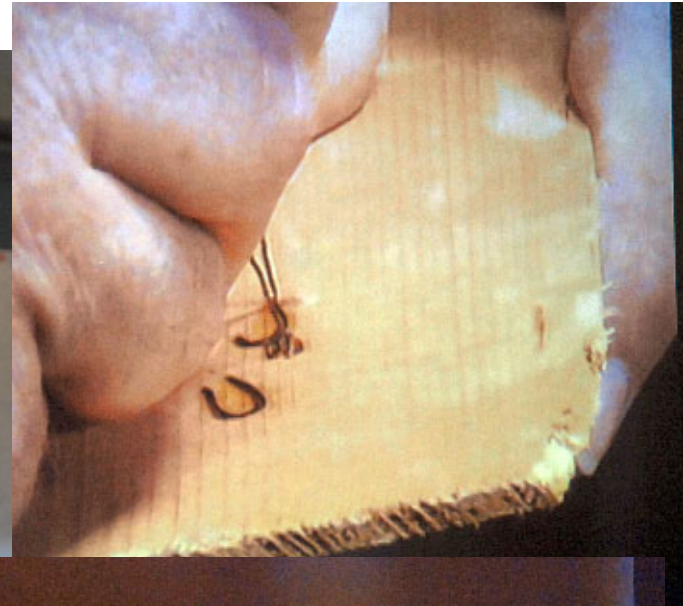


Dick turned a maple bowl with a flat rim bordered by beads. Installing an indexing disk, he marked the location of the three legs. The waste between the legs was removed by a Foredom vibrating tool with a flex cutter, then he sanded the area with a sanding disk on the Foredom tool



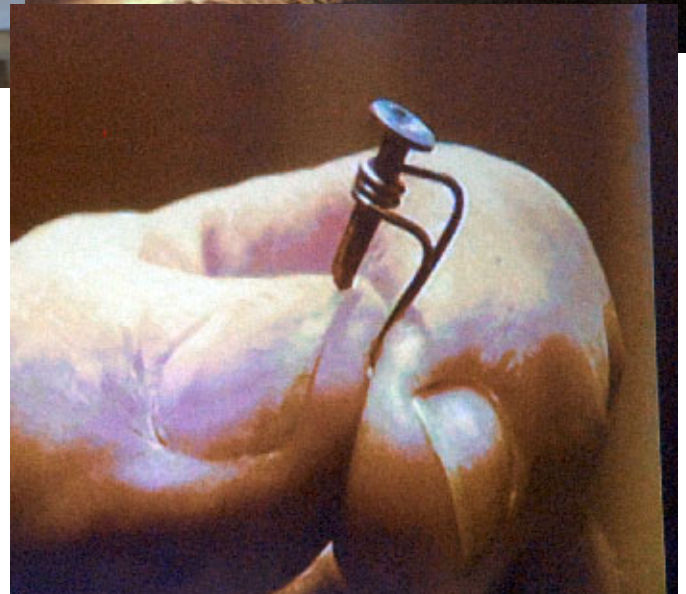


Hand sanding was done with a small stick, (popsicle??) with sand paper glued to one end.








Dick makes his wood burning hand pieces out of wood, some Radio Shack parts and nichel chromium wire. They don't get as hot and are far less expensive.





A brass/  
copper thumb  
tack can be  
used to make a  
wood burning  
tip.







Dick made a great number of wire tips from nichel chromium wire, thus creating nearly limitless numbers of designs.

Plans to make your own pyrography pen can be obtained from:

<http://www.svwoodturners.org/TipsTricks/PriddleStyleWoodVaporizer/PriddleStyleWoodVaporizer.html>





Examples of Dick's excellent turnings and pyrography







Dick mentioned several good sites on the internet:  
[woodcentral.com](http://woodcentral.com)

[wow.com](http://wow.com) - by invitation only

[thompsonlathetools.com](http://thompsonlathetools.com) for skewers and handles

[sciencekit.com](http://sciencekit.com) - as a source for NiCr wire for wood burning

**Tip of the Month:** Member submitted tips will be featured as they are received. If you have a technique, tool or system you are willing to share please submit them to the Newsletter Editor.

**Tip from Dennis Hippen:** Rolf Gebel built both of these cutting racks. We saw....pun.....this in an article in the AAW magazine a couple issue back. The second picture is the one Rolf built for himself and the first picture is the one he built for me. He made mine about 4" higher than the article plan.....and I put some 2X4's on mine to make it more sturdy. I have used it and it does save ones back. I use the old stump in picture sometimes for sizing some of the bigger chunks

