



## CVW Newsletter - August 2010

### President's Corner



It is amazing the amount of things we create for ourselves to make life easier. I really enjoyed seeing all the different options that were presented at

**Next Meeting: Sept. 18, 2010  
Dick Hines demos 3-footed  
bowls and pyrography**

the last meeting. Hey,...we are some talented people, know what I mean.

OK, poll. How many of you thought the sound was better. Raise your hands. I knew it. Sounded better to me as well. Another big round of applause for John and Fred. Kudos, dudes.

One of the rants I put out in a previous Pres. Corner, was the attendance at our larger demo's with a professional turner coming to town. As you know, we have Dick Hinds coming September 18, and I want to personally re-invite all of you, your spouse, your kids, and your neighbor to show up at this demo. I have done a few demo's and meeting before when very few people showed and it is hard (for me) to get into your game. These guys take time out from their families to show us how to improve our turning and I feel like we need to support them, yeah, they get paid, but it is still time away from family. So, enough from me and my soap box. I just want to look at the pictures in the newsletter.

Dick Hines, September 18, 2010, doors open at 9 am with coffee and fellowship until 9:45, Demo at 10 am.



**August 17, 2010 Minutes**

Crimora Community Center  
Central Virginia Woodturners Club (CVW)

**Officers in attendance were:**

- President:** Peter Welch
- Vice President:** Nate Hawkes
- Treasurer:** Tom Evans
- Librarian:** Mars Champaign (Rolf Gebel - backup)
- Secretary:** Jim Oates
- Video Crew:** George Marrah, Jimmy Gynn, and Pat Steele
- Newsletter Editor:** Dennis Martin
- Web site:** Fred Williamson (Jay Ragsdale - backup)
- Programs Vice President:** Stark Smith (Don Voas)

- \*Richard Miksad volunteered to take over the Food Czar position. This is not an official position.
- \*Mark VanArsdale has volunteered to bring water and coffee to business meetings.

**Attendance:**  
 General members: 30  
 Guests: Phil Evans

**The following officer was not in attendance:**  
None

**The General Meeting:**

- Peter Welch called the meeting to order at 6:30. The news letter was distributed prior to the meeting. The new sound system is being used for the first time for this meeting. Two units headset receivers are assigned and two are available for anyone who needs them. The new speaker is heavy and needs to be carefully moved in the down position only. John O'Neil did a good job assembling the equipment and managed to save some money through careful shopping



- and negotiation.
- New members and O'Neal visitors were welcomed.
- Additional personal units are available for about \$70 and are not quantity limited.
- The Art Show at Shenandoah Valley Art Center has a September 2 opening. There is a need additional pieces for the show. Show lasts the month of September. Don Voas will collect pieces for Mt. Jackson area as will Peter for the Charlottesville area. Last year's show was well received so send pieces for this year.
- Demo for September - Dick Hines will demonstrate making three footed bowls and pyrography. Third Sat in Sept. - 18<sup>th</sup>. \$15.00 admission, Students free. Silent Show and tell 9:00AM start time. Gift certificate drawings will be held for all attendees and one certificate will be raffled off. There will be no regular meeting in September.
- Oct 23-34 is the Virginia symposium. Allan lacer and Tom Boley - 10 hands on stations and tomorrows turners for the youth 16 and under for free,
- Stark has a limited supply of glue and sandpaper available.
- The audio system works great!

**Virginia Symposium**

- ✓ Oct 23 & 24 Allen Lacer, Tom Boley and others will be demonstrating. The web site for the event is [www.virginiawoodturners.com](http://www.virginiawoodturners.com) and registration is encouraged.

**When:** October 23 & 24, 2010 **Time:** Saturday - 8:00 am to 6:00 pm Sunday - 8:00 am to 3:00 pm  
**Location:** Augusta Exposition and Entertainment Center (Expoland), Fishersville, VA **Cost:** Pre-registration-\$50.00/both days

\$30.00/one day

At the door: \$60.00/both days

\$35.00/one day



**Symposium Schedule:**

**Saturday, October 23, 2010**

8:00 am - 9:00 am Attendee Registration  
 9:00 am - 10:30 am Keynote Demonstrator (Alan Lacer, Boxes)  
 10:30 am - 12:30 pm 10 simultaneous Mentored Hands-On Learning Centers  
 12:30 pm - 1:00 pm Break  
 1:00 pm - 2:30 pm Keynote Demonstrator (Tom Boley, Natural Edge Bowls)  
 2:30 pm - 4:30 pm 10 simultaneous Mentored Hands-On Learning Centers  
 4:30 pm - 6:00pm Open time to further turn, discussions, visit vendors  
 6:00 pm Close for the day.

**Sunday, October 24, 2010:**

8:00 am - 9:00 am Attendee Registration  
 9:00 am - 10:30 am Keynote Demonstrator (Alan Lacer, Skew)  
 10:30 am - 12:30 pm 10 simultaneous Mentored Hands-On Learning Centers  
 12:30 pm - 1:00 pm Break  
 1:00 pm - 3:00 pm 10 simultaneous Mentored Hands-On Learning Centers  
 3:00 pm 2010 Symposium Closes  
 Need mentors. You can register on line

**Show and Tell:**



**Nate Hawks** - Sugar maple natural edge bowl and Catawba tree bowl that was easy to turn. Cherry and a bowl from spaulted ash. Oil muddied the color in the spaulted piece. 2 Walnut bowls that turned very thin.



**Miles Eberhard** - wood flowers in walnut vase. Polonia and walnut lamp bases with water based marbled finish. Chestnut oak from Stratford. Miles is recovering from Quadruple bypass surgery in June






**Peter Welch** - Zelkova bowl hard to turn and the finish is slow to dry. Spalted Poplar bowl and a piece of cherry Calls it a man vessel because the inside is rough and the outside is polished.



**Fred Williamson** - Showed a couple of pieces he turned in the 70's, a candle stand and a platter from walnut with carvings that he had made and given to his parents. His dogwood bowl with nice natural edge with heartwood pushed out when it dried. Ailanthus (tree of heaven) bowl with variable growth rings. Fred's Large light red cedar bowl with many openings and very thin walls was stabilized with stretch wrap.



**Don Voas** - Small maple bowl with nice grain and a larger maple bowl with the pith in the center and lots of ambrosia figuring.





**Doug Van Lear** - Brought a nice small sycamore bowl and a laminated rolling pin.



**Dennis Hippen** - Showed a red plum bowl with a nice natural edge. He used spar varnish followed by a Watco Oil finish.



**Charley Wenzel** Showed a nicely turned bowl and a shoe horn and yellow heart back scratcher with veneer highlights cut and glued into the blank to make an oval design,



**Jim Oates** - Showed a shallow walnut bowl with three carved legs and small turned stretchers to support the legs.






**Kirk McCauley** - Showed two nice spalted oak bowls, a hollow form and a tall vase.



**Tom Evans**- Showed two pieces from a red maple tree that was damaged with shot probably in the Civil war. He also showed his "holy bowl" that looks like a hippo's mouth. A large bowl with no holes from cherry and one without three feet was unusual for Tom. He reverse-ground his hollowing tool.



**Mark Pierce** - Brought two gorgeous pens with inlays, one of curly maple. These pens were outstanding. Nice work, Mark



**Mars Champlain** - Showed a small bowl from large piece of cherry (?).






## Demonstration: Home-made or Special Tools


### Demonstration:

The Multi-Station demo was changed to a Multi-Person demo. Everyone was asked to bring woodworking or wood turning tools or jigs that they used all the time. If it happened to be a homemade tool that would be better. Starke hosted an informal discussion on the tools that help us do the things we do. Instructions were that **ANYTHING QUALIFIES**. Inquiring minds want to know. Several tools and jigs were on display:



**Stark Smith** - Conducted the session on tools. He had his photography setup made from pipe, plywood and quick clamps. A paper back ground gives a smooth surface to distribute light on the piece. His light box was covered with cloth and uses 300 or 600 watt bulbs (groups of 100 watt equivalent fluorescent bulbs to minimize heat) and a large flood light mounted on a bar above the piece. He also discussed using a large faceplate for a jam chuck for finishing bowl bottoms, which allows smaller pieces to cut or sand off. Also he had a collection of compression blanks for natural edge bowls so the edge is not damaged when they are clamped to finish the bottom. You can also place the compression blank in a three or 4 jaw chuck. Foam sheet or carpet pad is glued to the plate to avoid scratches. His gage made from rod (David Ellsworth demo tape) will pass between the jaws of a chuck to measure the thickness of the bottom of a bowl. Golf ball bumpers for tailstocks are still available.






**Steve Fischer** - Showed a spindle (center) rest to restrain spindles using in-line skate wheels. The clamp system has to be made to fit your lathe. It can turn up to about 6 inches and down to about 5/8 inch



**Tom Evans** - Displayed a unique system to place three feet on a bowl equally spaced. He made a cardboard template with slots laid out with a protractor. He hollow out a cylinder about  $\frac{1}{4}$  thick to center the template and mark the locations. We all have trouble centering raw wood pieces. He uses a bucket with fill to stabilize and a pipe and flange in the center of the top.



He places the log on the flange and covers it with a pattern disc. A plumb bob suspended from ceiling to the center of the circle

on the floor (the size of the bucket) and that is used to locate center. Could use laser instead of plumb bob and the face plate could be mounted directly to the centering pipe.







**Dennis Hippen** - Brought a face plate made to fit in chuck and a pusher made from a bed post to hold his bowls in place. Turning green bowls, the bottom will warp, so he needed a face plate with 80 to 120 grit sandpaper attached with spray glue to flatten the bottom. MDF is the best material for faceplates since it is smooth and stable.




One of our best pictures of Dennis




**Jim Oates** - Showed tailstock pushers made from an in-line skate wheel using the urethane wheel to protect the remounted piece or a smaller version for small necked vessels.



**Richard Landreth** - Demonstrated a large bowl clamp that can be used to hold the bowl to turn the bottom. Four bolts held two circular pieces with the center removed. You can use three bolts or a vacuum chuck on smaller bowls. He also brought an adjustable circle cutter for band saw that locates in the slide of the band saw.



**Don Voas** - Showed a spring loaded awl used to mark center. He demonstrated a "golden mean" tool to measure the high point in relation to the top of the bowl to yield a pleasing shape.





**Peter Welsh** - Showed an incremental circle cutter template with center pin and a slot stop to locate on the band saw.



**Fred Williamson** - Acquired wheels from surplus sale for the Powermatic lathe, which is a good source for specialty items. He brought a sander set up attached to table with sanding disc to flatten bottoms of bowls. He showed a tool extension with half inch hole in 5/8 shaft using super glue. Heat is used to remove the extension. He showed and recommended neoprene covers on handles

to make tools more useful and more comfortable; tennis racket wrap can also be used.





**Kurt McCauley** - Showed two large boring bars and a stabilizer to keep wood from turning and increase reach in deep bowls. He attached a bubble level on one boring bar to set up quickly. Bowl buffers were displayed for lathe chuck with various size buffers.



**Bob Swope** won the drawing for all participants for a pair of shrimp fest certificates - donated by Mars Champaign

**Demonstration:**

The next club meeting will be September 18, 2010 from 9:00 am to 3:00 pm will replace our regular meeting. There will be a show and tell table. Lunch will be provided. Bring a covered dessert dish.

Guests, spouses and significant others are welcome. \$15 admission

**Silent Auction:**

The auction rendered \$47.00

**Treasurer's Report (Tom Evans):**

Current club balance is \$761 after the purchase of the audio system:

**CENTRAL VIRGINIA WOODTURNERS CLUB  
MONTHLY FINANCIAL REPORT  
AS OF: 8/18/2010**

\$ 1,603      **OPENING BALANCE: as of 7/23/2010**

**REVENUE/DEPOSITS:**

1. \$215 (deposited 8/18/2010)
  - \$ 20 Dues, new member Phil Evans
  - \$ 20 Current member Tim Munson
  - \$ 47 Wood auction
  - \$ 50 Donations toward AV system
  - \$78 Sale of new DVD recorder to Fred Williamson

(This new unit's controller was not compatible with our existing system. Fred purchased it at our cost. John O'Neil will purchase a new compatible unit.)

\$ 215      **TOTAL REVENUE/DEPOSITS**

**EXPENDITURES:**

1. \$12.97 Fred Williamson reimbursement for DVD covers
2. \$652.50 Musicianbuy.com, purchase of personal listening devises
3. \$391.55 Reimbursement to John O'Neil for purchase of a speaker w/ stand, batteries, amplifier, lapel mike, adaptors, cable etc for upgraded AV system

\$ 1,057      **TOTAL EXPENDITURES**

\$ 761      **CLOSING BALANCE**



**Audio System** - Accolades for John O'Neil, Fred William and others for making substantial improvements in the club's audio system. As we get older our hearing, among other things, deteriorates, so the opportunity to offer personal hearing devices, better speakers and amplifiers make participating in our meetings better for many. These improvements were made below projected costs in large part by their efforts to research and shop intensively.

