



The Wood Spinner

June 2009

Central Virginia Woodturners

www.centralvawoodturners.org

President's Corner

Here we are after the summer solstice. The days are as long as they are going to get, plenty of light to scout the landscape for turning stock. If anybody needs a bit more, I can hardly make it down my driveway for the logs!

Thanks to Bert for a fine demo on turning lidded boxes, using a nice bit of figured maple originally from Starke. It is amazing to me to see a final product complete with finish come out at the end of a demo. Without stopping to describe everything the process would have been even faster.



More pictures of Bert on the last page of the newsletter.

We were all happy to see Starke back on his feet after the surgery and there to sell his turning supplies as well as moderate the Show and Tell. Ron Dearing was not at the meeting but we trust he is doing well too.

Don Voas gave us some details on the proposed feature demo by David Ellsworth in May of next year. To make it more affordable our club and the Woodturners of the Virginias will share the daily fee for the open demo. We will have it in Peter Shoemaker's barn up in Mt. Jackson. We will bring

our video equipment to have big screen coverage of David's demo. I hope we can record it for club use. David is famous for his incredibly thin walled hollow forms, but he is also an accomplished promoter of turning, and has been a traveling teacher as well as teaching at his studio in Pennsylvania. So many presenters can credit his influence, as was witnessed at the AAW Symposium banquet last year. His beard forever grows. See his website at <http://www.ellsworthstudios.com/david/gallery.html>, and also an interesting studio shot at <http://www.ellsworthstudios.com/david/schoolwood.html>.

I want to talk up the fall club show at the Shenandoah Valley Art Center. The setup will be the first Tuesday in September, and the show will run for the month. Tom Evans who is in charge of the event says that they have hall galleries upstairs and downstairs that will be available for us, complete with a number of white plywood pedestals and maybe a table or two. This should provide room for a fair number of pieces, depending on sizes of course. This is a fabulous opportunity for you to put your work out in a public space. Getting ready for an exhibition is great because it gives you the incentive to do an extra good job, maybe come up with something new, and then see your handiwork in a most favorable setting. A good display can really enhance your piece and make it shine. This is also a great opportunity to show the general public what we turners can do. I hope enough of you bring pieces to the August meeting that we have to be a bit selective in what will fit into the show. Tom says we'll cross that bridge when we get there.

Our demo in July will be Peter Welch on Turning Natural Edges. Peter is now the proud owner of a Powermatic 3520, but will have to scale back to our Jet 1642, but he did some fine demos at the Virginia Symposium on the same last year, so I know he'll give us a fine show.

Yours, Fred



June Minutes

Central Virginia Woodturners

General meeting: June 16, 2009

Location: Crimora Community Center

Officers in attendance were:

President: Fred Williamson

Roving Vice President: Starke Smith

Programs Vice President: Bert Smith

Treasurer: Dennis Hippen

Video Chief: John O'Neil

Acting Secretary: Mars Champaign

Acting Librarian: Mars Champaign

Absent officers were:

Secretary/ Librarian: Joan Baumgardner

Newsletter Editor/ Webmaster: Betty Gruber

General members 34

Guests: Joe Blythe, David Cupp

Fred Williamson called the Central Virginia Woodturners (CVW) meeting to order at 6:50 pm. He welcomed Starke Smith back from surgery and asked the attendees for a hand for Starke. Fred advised the members that Ron Dearing had suffered a pulmonary embolis and is recovering nicely.

The following announcements were made:


1. David Ellsworth will be in the area next spring. Fred asked Don Voas to give the details. Don, who is also a member of the Woodturners of the Virginias, said that Mr. Ellsworth will be at Peter Shoemaker's barn in Mt. Jackson May 25 and 26, 2010. The 25th will be a regular all day demo and the 26th will be private tutoring for 5-6 people of which 5 are already signed up. The two clubs will split the \$750 cost of the all day demo with the Mt. Jackson club
2. Arrangements have been made for an all day demo by John Noffsinger on Saturday, Oct 3. This full day event replaces our regular September meeting. Mr. Noffsinger does decorative bowls with carving and coloring. (Note: On June 17 Fred

learned that the earliest available dates for this demo are March/April 2010.

3. Dennis Hippen said he has brochures for the 2009 North Carolina Woodturning Symposium. The symposium is October 23-25 at Greensboro, NC, Coliseum.
4. Starke reminded the audience that the area woodturning symposium will be in November at Expoland.
5. Tom Evans encouraged members to bring pieces to the August meeting that they wish to enter in the Sept Shenandoah Valley Art Center exhibit of our members work.
6. Fred has put 2 copies of Don Voas' demo on Vacuum Chucking in the library
7. John _____? is looking for a Jet mini lathe.

Fred showed a copy of "Turning Wood into Art" and asked if we had a copy in the library. He said, if not, he would loan his copy to the library for 2 months.

Dennis reported we have \$1,340 in the treasury.



Starke Smith ran Show and Tell.

1. Dennis Hippen showed 4 bowls of mystery wood believed to be from the West Coast, a red plum natural edge bowl, a spalted sycamore bowl and several bottle-stoppers.
2. Tom Evans his first non-symmetrical piece, a cherry bowl. He also showed a walnut hollow vessel.

Tom Evans with his nice cherry bowl.



3. Bert Smith showed three hollow vessels and explained how he managed to hollow out vessels with such small openings.

4. Miles Everard showed a segmented bowl of walnut and cherry.



Bert Smith with hollow forms - some hollowed from the bottom & plugged.

Miles Everard brought a segmented bowl



6. Dr. Hal Green's pieces were a segmented bowl and a small walnut bowl.

Segmented walnut bowl of Hal Green



7. Bryce Connelly showed a natural edge birch


5. Don Voas showed a triangular piece and explained that to turn such a piece you begin with a cube mounted in the lathe on diagonally opposite points.



Bryce Connelly with his red oak vessel

bowl, a hollow form vessel from red oak, and a plate from the same piece of red oak, reaching the sapwood in the piece of beech.

Don Voas' small mystery bowl started as a cube.




Be sure to attend the July 21 CVW meeting, because Peter Welch will demonstrate the turning of natural edge bowls.



8. Fred Williamson showed a bowl from a piece of cherry from Starke, a sugar maple bowl, a bowl from cherry burl, and a huge vessel of red maple. Fred said the piece of maple was about 220 to 230 lbs to start and 10 lbs off the lathe and now weighs 7-1/2 lbs.

Fred Williamson with his beautiful ambrosia red maple bowls.



10. Nate Hawkes displayed a beech bowl. He said he counted 166 rings in the heartwood.

Nate Hawkes brought his bowl made of American beech.



9. Jim Higgins had an inlaid maple bowl which he said was the hardest wood he had ever tried to turn. He also showed an odd curved piece he brought for Elbert Dale to turn into a



Always ready for a challenge, Jim Higgins shared another of his fine segmented bowls.



prosthesis for the dog.



The Show and Tell drawing was won by Bryce Connelly

Bob Swope said that the pieces of Norway Maple in the silent auction were from a tree that had just been cut near Rte 608.

The Silent Auction netted \$43 and was followed by a demonstration on lidded boxes by Bert Smith.

The meeting was adjourned.

Marsden Champaign for Joan Y Baumgardner

The following is a copy of an email Fred Williamson sent to those with email addresses: (Temporary Editor)

Hello all:

Here is some more on the BR Community College Show. Betty emailed the following: [The May Craft show at Blue Ridge is really, really good. A wide variety of craftsmen and a lot of foot traffic. \(I don't know if they had it this year because I was preoccupied.\) I am not aware of a September Show. Thanks for the update. I'll have to check against the dates for Waynesboro's Fall Festival \(two weekends\).](#)

Roger sent the following: Fred, It says on the application for the Blue Ridge Community College Craft Show that the deadline for getting applications is June-5-09? Miles may be able to shed some light on the show as he has set up his Trolley Car there for some time. Roger

Miles called this evening to tell me it is indeed a good show, no other turners there out of say 100 crafters, and they have shifted from a spring show to a fall show. He also suggested that if there weren't any individual takers to fill out the slots, perhaps the club would want to have a joing booth.

Here is the email from BRCommunity College that came to me:

Dear Artisan,

Blue Ridge Community College is proud to host its Fall Arts & Crafts Festival September 12 & 13, 2009. The Festival will feature arts and crafts, concessions, master classes with musicians, music, cloggers, and children's activities.

If you would like to participate in our Festival, please download a vendor application from our web site www.brcc.edu/fallarts, and send it to us by June 26. We would love to have you join us! And don't hesitate to call if you have any questions.

Thank you for your consideration,

The BRCC Fall Arts & Crafts Festival Committee

(540)453-2358

The American Association of Woodturners (AAW) posts their Photo of the Day. You can visit the site at: <http://www.aawforum.org/photopost/showphoto.php?photo=6711&size=big&cat=recent&limit=recent>, or you can go to their home page at: <http://www.woodturners.org> for more pictures and other wood turning resources.





During the May meeting Elbert Dale showed his lathe-created, wood prosthesis on a yellow lab dog that worked quite well (see May newsletter). Dr. Hal Green shared a great story of his efforts to create a new tooth for a doberman pincer dog. With the assistance of a veterinarian, Dr. Green fashioned the tooth and installed it while the animal was asleep (probably something he wouldn't do while it was awake).



Club members brought a large number of wood chunks for the silent auction.



Fred Williamson's incredible bowls.



In a June 20, 2009 email by Fred Williamson that was sent to all members with email addresses, he shared the opportunity to purchase Manzanita Burl by saying "I get a number of these each month and don't bulk-forward them every time. But this looks like a good shipping deal if a few of you are interested in Manzanita Burl". The California source is offering \$10 shipping on as many as 6 pieces and 10% off for first time customers. The supplier can be contacted by bringing up his web site: www.nativemanzanitaburl.com.



Hollow vessels
by Bert Smith

Beech bowl by
Nate Hawkes





Bert Smith displayed his teaching talents and turning techniques by showing how he creates a lidded box.

